

Chapter 313 Annual Eligibility Report Form

SECTION 1: Applicant and District Information

- Tax year covered by this report: _____
NOTE: This report must be completed and submitted to the school district by May 15 of every year using information from the previous tax (calendar) year.
- Application number: _____
NOTE: You can find your application number and all agreement documents and reports on the website comptroller.texas.gov/economy/local/ch313/agreement-docs.php
- Name of school district: _____
- Name of project on original application (*or short description of facility*): _____
- Name of applicant on original application: _____
- Name the company entering into original agreement with district: _____
- Amount of limitation at time of application approval: _____
- If you are one of two or more companies originally applying for a limitation, list all other applicants here and describe their relationships. (*Use attachments if necessary.*)

/☒

SECTION 2: Current Agreement Information

- Name of current agreement holder(s) _____
- Complete mailing address of current agreement holder _____
- Company contact person for agreement holder:

Name	Title
Phone	Email
- Texas franchise tax ID number of current agreement holder: _____
- If the current agreement holder does not report under the franchise tax law, please include name and tax ID of reporting entity:

Name

Tax ID

- If the authorized company representative (*same as signatory for this form*) is different from the contact person listed above, complete the following:

Name

Title

Complete Mailing Address

Phone

Email

- If you are a current agreement holder who was not an original applicant, please list all other current agreement holders. Please describe the chain of ownership from the original applicant to the new entities. (*Use attachments if necessary.*)

/☒

SECTION 3: Applicant Eligibility Information

1. Does the business entity have the right to transact business with respect to Tax Code, Chapter 171?
(Attach printout from Comptroller website: <https://mycpa.cpa.state.tx.us/coa/>) Yes No
2. Is the business entity current on all taxes due to the State of Texas? Yes No
3. Is the business activity of the project an eligible business activity under Section 313.024(b)? Yes No
 - a) 3a. Please identify business activity: _____

SECTION 4: Market Value and Limitation Amount

Please identify the county appraisal district (CAD) in which the project is located: _____

If the project is located in more than one CAD, please identify the name(s) of the other CADs and provide on a separate sheet for each CAD, the responses to items 1 through 5 applicable to the property (or portion of property) that is reflected in each CAD's property tax account records.

For purposes of item 1, "total market value" should reflect the market value as determined by the CAD (and as adjusted after protest) for only eligible property in all of the CAD property tax accounts covered by the 313 agreement in that county. Please note: "qualified property" is defined by Tax Code section 313.021(2) and 34 Tex. Admin. Code § 9.1051(16) and identified in the executed Chapter 313 agreement.

1. Total market value of all qualified property from all CAD property accounts subject to the 313 agreement \$
2. Total value of all applicable exemptions for the qualified property included in item 1 \$
3. Total taxable value for school I&S tax purposes for the qualified property (Item 1 less Item 2) \$
4. Limitation amount on appraised value specified as qualified in the 313 agreement. \$
5. Total taxable value for school M&O tax purposes for the qualified property (lesser of item 3 or item 4) \$

SECTION 5A: Wage and Employment Information for Applications Prior to Jan. 1, 2014 (#1 Through 999)

ONLY COMPLETE THE WAGE SECTION (5A or 5B) THAT APPLIES TO YOUR APPLICATION. You can find your application number on the website at comptroller.texas.gov/economy/local/ch313/agreement-docs.php

NOTE: All statutory references in Section 5A are for statute as it existed prior to Jan. 1, 2014. For job definitions see TAC §9.1051(14) and Tax Code, §313.021(3). If the agreement includes a definition of "new job" other than TAC §9.1051(14)(C), then please provide the definition "new job" as used in the agreement. Notwithstanding any waiver by the district of the requirement for the creation of a minimum number of new jobs, or any other job commitment in the agreement, Tax Code §313.024(d) requires that 80 percent of all new jobs be qualifying jobs.

1. How many new jobs were based on the qualified property in the year covered by this report? (See note above) _____
2. What is the number of new jobs required for a project in this school district according to §313.021(2)(A)(iv)(b), §313.051(b), as appropriate? _____
3. Did the applicant request that the governing body waive the minimum job requirement, as provided under Tax Code §313.025(f-1)? Yes No
 - 3a. If yes, how many new jobs must the approved applicant create under the waiver? _____
4. Calculate 80 percent of new jobs (0.80 x number of new jobs based on the qualified property in the year covered by this report.) _____
5. What is the minimum required annual wage for each qualifying job in the year covered by the report? \$ _____
6. Identify which of the four Tax Code sections is used to determine the wage standard required by the agreement:
 §313.021(5)(A) or §313.021(5)(B) or §313.021(3)(E)(ii) or §313.051(b)
 - 6a. Attach calculations and cite exact Texas Workforce Commission data source as defined in TAC §9.1051.
7. Does the agreement require the applicant to provide a specified number of jobs at a specified wage? Yes No
 - 7a. If yes, how many qualifying jobs did the approved applicant commit to create in the year covered by the report? _____
 - 7b. If yes, what annual wage did the approved applicant commit to pay in the year covered by the report? \$ _____

Calculation of Wage Information - Based on Most Recent Data Available

110% of County Average Weekly Wage for all Jobs

2010	2Q	\$	513
2010	3Q	\$	537
2010	4Q	\$	691
2011	1Q	\$	578

$$\begin{aligned} \$ 2,319 /4 &= && \$580 \text{ average weekly salary} \\ &&& \underline{\times 1.1 (110\%)} \\ &&& \$ 637.73 \end{aligned}$$

110% of County Average Weekly Wage for Manufacturing Jobs in County

2010	2Q	\$	513
2010	3Q	\$	537
2010	4Q	\$	691
2011	1Q	\$	578

$$\begin{aligned} \$ 2,319 /4 &= && \$580 \text{ average weekly salary} \\ &&& \underline{\times 1.1 (110\%)} \\ &&& \$ 637.73 \end{aligned}$$

110% of County Average Weekly Wage for Manufacturing Jobs in Region

\$17.48 per hour

X 40 hr per week

\$699 average weekly salary

X1.10 (110%)

\$769.12










X 52 weeks

\$39,994.24

Quarterly Employment and Wages (QCEW)

[Back](#)

Page 1 of 1 (40 results/page)

 2011	 1st Qtr	 Glasscock County	 Private	 00	 0	 10	 Total, All Industries	 \$578
--	---	--	---	--	---	--	--	---

Quarterly Employment and Wages (QCEW)

[Back](#)

Page 1 of 1 (40 results/page)

Year	Quarter	County	Industry	Employment	Wages	Wages per Employee	Industry	Wages
2010	2nd Qtr	Glasscock County	Private	00	0	10	Total, All Industries	\$513
2010	3rd Qtr	Glasscock County	Private	00	0	10	Total, All Industries	\$537
2010	4th Qtr	Glasscock County	Private	00	0	10	Total, All Industries	\$691

**2010 Manufacturing Wages by Council of Government Region
Wages for All Occupations**

COG	Wages	
	Hourly	Annual
Texas		
1. Panhandle Regional Planning Commission	\$18.60	\$38,683
2. South Plains Association of Governments	\$16.21	\$33,717
3. NORTEX Regional Planning Commission	\$18.34	\$38,153
4. North Central Texas Council of Governments	\$23.45	\$48,777
5. Ark-Tex Council of Governments	\$15.49	\$32,224
6. East Texas Council of Governments	\$17.63	\$36,672
7. West Central Texas Council of Governments	\$17.48	\$36,352
8. Rio Grande Council of Governments	\$15.71	\$32,683
9. Permian Basin Regional Planning Commission	\$19.90	\$41,398
10. Concho Valley Council of Governments	\$15.33	\$31,891
11. Heart of Texas Council of Governments	\$17.91	\$37,257
12. Capital Area Council of Governments	\$25.37	\$52,778
13. Brazos Valley Council of Governments	\$15.24	\$31,705
14. Deep East Texas Council of Governments	\$15.71	\$32,682
15. South East Texas Regional Planning Commission	\$27.56	\$57,333
16. Houston-Galveston Area Council	\$24.52	\$51,002
17. Golden Crescent Regional Planning Commission	\$20.07	\$41,738
18. Alamo Area Council of Governments	\$17.28	\$35,952
19. South Texas Development Council	\$13.27	\$27,601
20. Coastal Bend Council of Governments	\$21.55	\$44,822
21. Lower Rio Grande Valley Development Council	\$14.35	\$29,846
22. Texoma Council of Governments	\$18.10	\$37,651
23. Central Texas Council of Governments	\$17.21	\$35,788
24. Middle Rio Grande Development Council	\$13.21	\$27,471

Source: Texas Occupational Employment and Wages

Data published: June 2011

Data published annually, next update will be June 2012.

Note: Data is not supported by the Bureau of Labor Statistics (BLS).

Wage data is produced from Texas OES data, and is not to be compared to BLS estimates.

Data intended for TAC 313 purposes only.



Franchise Tax Account Status

As of : 06/06/2018 10:46:48

This Page is Not Sufficient for Filings with the Secretary of State

ENLINK PERMIAN, LLC	
Texas Taxpayer Number	32041024103
Mailing Address	1722 ROUTH ST STE 1300 DALLAS, TX 75201-2502
Right to Transact Business in Texas	ACTIVE
State of Formation	TX
Effective SOS Registration Date	01/14/2010
Texas SOS File Number	0801217810
Registered Agent Name	C T CORPORATION SYSTEM
Registered Office Street Address	1999 BRYAN ST., STE. 900 DALLAS, TX 75201