

Blake G. Powell
Sara Hardner Leon
Darrick W. Eugene
Michelle Alcala
Mackenzie Lewis
Casandra Johnson
William C. Bednar, Of Counsel



Jay Youngblood
Tyler, Texas
John J. Janssen, Ph.D.
Corpus Christi, Texas
Geneva L. Taylor
Houston, Texas
Rick W. Powell
Pittsburg/Lewisville, Texas

August 2, 2018

Via Electronic Mail: Desiree.Caufield@cpa.texas.gov

Via Hand Delivery

Ms. Desiree Caufield
Local Government Assistance & Economic Analysis
Texas Comptroller of Public Accounts
Post Office Box 13528
Austin, Texas 78711-3528

Re: Application #1264 for a Chapter 313 Value Limitation Agreement between the Barbers Hill Independent School District and Targa Downstream, LLC (Train 8 Project)

First Year of Qualifying Time Period: 2019

First Year of Limitation: 2021

Dear Ms. Caufield:

Please find enclosed for your review a hardcopy and digital copy of Amendment #1 concerning the above referenced Application. These amendments to the Application have been made pursuant to your June 26, 2018 correspondence and August 1, 2018 correspondence, copies of which have been enclosed herein.

Thank you so much for your kind attention to this matter.

Respectfully submitted,

Shelly Leung
Shelly Leung, Paralegal

Encl.

cc: *Via Electronic Mail:* Mike@keatex.com
Mr. Mike Fry, Director of Energy Services
K.E. Andrews & Company

Via Electronic Mail: gpoole@bhisd.net
Dr. Greg Poole, Superintendent of Schools
Barbers Hill Independent School District

Via Electronic Mail: bmcmanus@bhisd.net
Ms. Rebecca McManus, Assistant Superintendent of Finance
Barbers Hill Independent School District

1001 ESE Loop 323, Ste. 450 Tyler, Texas 75701 t: 903-526-6618 f: 903-526-5766	115 Wild Basin Rd., Ste. 106 Austin, Texas 78746 t: 512-494-1177 f: 512-494-1188	7324 Southwest Freeway, Ste. 365 Houston, Texas 77074 t: 713-779-7500 f: 713-485-0169	802 N. Carancahua, Ste. 665 Corpus Christi, Texas 78401 t: 361-452-2804 f: 361-452-2743
---	---	--	--

www.powell-leon.com
Toll Free: 800-494-1971

Application Number 1264 Barbers Hill ISD - Targa Downstream LLC - Information Required

Desiree Caufield <Desiree.Caufield@cpa.texas.gov>

Tue 6/26/2018 12:58 PM

To: bmcmanus@bhish.net <bmcmanus@bhish.net>; Sara Leon <sleon@powell-leon.com>; dpearson@targaresources.com <dpearson@targaresources.com>; 'mfry@keatax.com' <mfry@keatax.com>;

Cc: Stephanie Jones <Stephanie.Jones@cpa.texas.gov>;

Importance: High

Good Afternoon,

I am processing the application submitted to Barbers Hill ISD by Targa Downstream LLC.

In reviewing Application 1264, I have noted the following items that will require revision or further clarification. In lieu of sending a deficiency letter, I am requesting to have the following issues resolved per this email. Please review and submit a response by Monday, July 16th. If these issues are not resolved and I do not receive the information by the date above, then a deficiency letter may be issued.

1. TWC has released 4th quarter 2017 wages. As such, page 7, Tab 13, and (if necessary) Schedule C must be updated to reflect this information.
2. Please update Section 4 Questions 4 and 4a to reflect all pending and active Chapter 313 agreements that Targa Downstream LLC is a party to.
3. Please provide additional detail/elaboration regarding the information presented in Tab 5.
4. The job waiver letter is unsigned.
5. On the relevant maps please clearly indicate that the notated yellow line is the project boundary; if so intended.
6. Schedule A2 line 24 totals appear to be incorrect.

Only the pages requiring corrections and a new original signature page are required for amendments. Please include the submission date and amendment number on each corrected page.

I will issue a completeness letter once I receive the information and all outstanding issues are resolved. If the deadline above cannot be met, please notify me to let me know when our office can expect your submission.

Thanks!

Desiree Caufield
Senior Research Analyst
Economic Development & Local Government

Data Analysis & Transparency Division
Texas Comptroller of Public Accounts
[111 East 17th Street, Room 311](#)
[Austin, Texas 78774](#)
Phone: (512) 936-8597
Desiree.Caufield@cpa.texas.gov

IMPORTANT NOTICE: This communication and any attachments may contain privileged or confidential information under the Texas Public Information Act and/or applicable state and federal laws. If you have received this message in error, please notify the sender immediately.

Application Numbers 1263, 1264 and 1265 Barbers Hill ISD - Targa Downstream LLC - Information Required - New COG Wages

Desiree Caufield <Desiree.Caufield@cpa.texas.gov>

Wed 8/1/2018 6:31 AM

To: bmcmanus@bhish.net <bmcmanus@bhish.net>; Sara Leon <sleon@powell-leon.com>; dpearson@targaresources.com <dpearson@targaresources.com>; 'mfry@keatax.com' <mfry@keatax.com>;

Cc: Stephanie Jones <Stephanie.Jones@cpa.texas.gov>;

Importance: High

Good Morning,

Please note, in addition to the corrections requested on June 26, the new COG region wages (<https://tracer2.com/admin/uploadedPublications/COGWages.pdf>) have been released and must also be updated.

Please let me know if you have any questions.

Thanks!

Desiree Caufield
Senior Research Analyst
Economic Development & Local Government
Data Analysis & Transparency Division
Texas Comptroller of Public Accounts
[111 East 17th Street, Room 311](#)
[Austin, Texas 78774](#)
Phone: (512) 936-8597
Desiree.Caufield@cpa.texas.gov

IMPORTANT NOTICE: This communication and any attachments may contain privileged or confidential information under the Texas Public Information Act and/or applicable state and federal laws. If you have received this message in error, please notify the sender immediately.

Application for Appraised Value Limitation on Qualified Property

SECTION 2: Applicant Information (continued)**4. Authorized Company Consultant (If Applicable)**

First Name

Last Name

Title

Firm Name

Phone Number

Fax Number

Business Email Address

SECTION 3: Fees and Payments

1. Has an application fee been paid to the school district? ☐ Yes ☐ No

The total fee shall be paid at time of the application is submitted to the school district. Any fees not accompanying the original application shall be considered supplemental payments.

1a. If yes, attach in **Tab 2** proof of application fee paid to the school district.

For the purpose of questions 2 and 3, "payments to the school district" include any and all payments or transfers of things of value made to the school district or to any person or persons in any form if such payment or transfer of thing of value being provided is in recognition of, anticipation of, or consideration for the agreement for limitation on appraised value.

2. Will any "payments to the school district" that you may make in order to receive a property tax value limitation agreement result in payments that are not in compliance with Tax Code §313.027(i)? ☐ Yes ☐ No ☐ N/A
3. If "payments to the school district" will only be determined by a formula or methodology without a specific amount being specified, could such method result in "payments to the school district" that are not in compliance with Tax Code §313.027(i)? ☐ Yes ☐ No ☐ N/A

SECTION 4: Business Applicant Information

1. What is the legal name of the applicant under which this application is made? _____
2. List the Texas Taxpayer I.D. number of entity subject to Tax Code, Chapter 171 (11 digits) _____
3. List the NAICS code _____
4. Is the applicant a party to any other pending or active Chapter 313 agreements? ☐ Yes ☐ No
- 4a. If yes, please list application number, name of school district and year of agreement _____

SECTION 5: Applicant Business Structure

1. Identify Business Organization of Applicant (*corporation, limited liability corporation, etc*) _____
2. Is applicant a combined group, or comprised of members of a combined group, as defined by Tax Code §171.0001(7)? ☐ Yes ☐ No
- 2a. If yes, attach in **Tab 3** a copy of Texas Comptroller Franchise Tax Form No. 05-165, No. 05-166, or any other documentation from the Franchise Tax Division to demonstrate the applicant's combined group membership and contact information.
3. Is the applicant current on all tax payments due to the State of Texas? ☐ Yes ☐ No
4. Are all applicant members of the combined group current on all tax payments due to the State of Texas? ☐ Yes ☐ No ☐ N/A
5. If the answer to question 3 or 4 is no, please explain and/or disclose any history of default, delinquencies and/or any material litigation, including litigation involving the State of Texas. (*If necessary, attach explanation in Tab 3*)

Application for Appraised Value Limitation on Qualified Property

SECTION 14: Wage and Employment Information

1. What is the estimated number of permanent jobs (more than 1,600 hours a year), with the applicant or a contractor of the applicant, on the proposed qualified property during the last complete quarter before the application review start date (date your application is finally determined to be complete)?
 2. What is the last complete calendar quarter before application review start date:
☐ First Quarter ☐ Second Quarter ☐ Third Quarter ☐ Fourth Quarter of _____ (year)
 3. What were the number of permanent jobs (more than 1,600 hours a year) this applicant had in Texas during the most recent quarter reported to the Texas Workforce Commission (TWC)?
- Note:** For job definitions see TAC §9.1051 and Tax Code §313.021(3).
4. What is the number of new qualifying jobs you are committing to create?
 5. What is the number of new non-qualifying jobs you are estimating you will create?
 6. Do you intend to request that the governing body waive the minimum new qualifying job creation requirement, as provided under Tax Code §313.025(f-1)? ☐ Yes ☐ No
 - 6a. If yes, attach evidence in **Tab 12** documenting that the new qualifying job creation requirement above exceeds the number of employees necessary for the operation, according to industry standards.
 7. Attach in **Tab 13** the four most recent quarters of data for each wage calculation below, including documentation from the TWC website. The final actual statutory minimum annual wage requirement for the applicant for each qualifying job — which may differ slightly from this estimate — will be based on information from the four quarterly periods for which data were available at the time of the application review start date (date of a completed application). See TAC §9.1051(21) and (22).
 - a. Average weekly wage for all jobs (all industries) in the county is
 - b. 110% of the average weekly wage for manufacturing jobs in the county is
 - c. 110% of the average weekly wage for manufacturing jobs in the region is
 8. Which Tax Code section are you using to estimate the qualifying job wage standard required for this project? ☐ §313.021(5)(A) or ☐ §313.021(5)(B)
 9. What is the minimum required annual wage for each qualifying job based on the qualified property?
 10. What is the annual wage you are committing to pay for each of the new qualifying jobs you create on the qualified property?
 11. Will the qualifying jobs meet all minimum requirements set out in Tax Code §313.021(3)? ☐ Yes ☐ No
 12. Do you intend to satisfy the minimum qualifying job requirement through a determination of cumulative economic benefits to the state as provided by §313.021(3)(F)? ☐ Yes ☐ No
 - 12a. If yes, attach in **Tab 12** supporting documentation from the TWC, pursuant to §313.021(3)(F).
 13. Do you intend to rely on the project being part of a single unified project, as allowed in §313.024(d-2), in meeting the qualifying job requirements? ☐ Yes ☐ No
 - 13a. If yes, attach in **Tab 6** supporting documentation including a list of qualifying jobs in the other school district(s).

SECTION 15: Economic Impact

1. Complete and attach Schedules A1, A2, B, C, and D in **Tab 14**. Note: Excel spreadsheet versions of schedules are available for download and printing at URL listed below.
2. Attach an Economic Impact Analysis, if supplied by other than the Comptroller's Office, in **Tab 15**. (*not required*)
3. If there are any other payments made in the state or economic information that you believe should be included in the economic analysis, attach a separate schedule showing the amount for each year affected, including an explanation, in **Tab 15**.

Limitation is a Determining Factor:

Targa Resources, LP (or “the Company”) is a leading midstream energy company whose primary activities include:

- Gathering, treating, processing and transporting natural gas and natural gas liquids to a variety of markets and states
- Storing, fractionating, treating, transporting, and selling NGL’s and NGL products, including services to LPG exporters
- Gathering, storing, and terminaling crude oil
- Storing, terminaling, and selling refined petroleum products

Targa currently operates over 27,000 miles of pipeline, 40 gas processing plants, 4 G&P crude terminals, 2 fractionation locations, 1 hydrotreater facility, 1 gas treating facility, 18 NGL terminals, 3 petroleum logistics facilities, and 2 storage facilities. There are also transportation assets, including 700 railcars, 90 tractors, and 20 barges. Locations for these operations included Arizona, Florida, Kansas, Louisiana, Maryland, Mississippi, North Dakota, New Mexico, Oklahoma, Texas, and Washington.

Targa’s pipeline footprint provides substantial flexibility in where future facilities or investments may be located. Effectively, there will always be infrastructure available to pipe product in and out of anywhere a facility of this type is chosen to sit, regardless of state.

Further, the amount of capital allotted to each project the applicant undertakes is heavily dependent on the economic return said project will generate. With the property tax burden in Texas as high as it is, operating profit is particularly sensitive to the existence of tax incentives. What this means, is that if the property taxes are too great a burden for a project to carry and still meet its targeted return, the capital that would have been allotted to that project will be re-allocated to another project outside of Texas, and with a lesser burden. (Ex. Oklahoma-Manufacturing Exemption, Kansas & North Dakota-No Personal Property Tax, Louisiana-Industrial Tax Exemption)

Economic value is almost entirely dependent on cash flows, and property taxes are often in the top three of the largest expenses that projects like this will encounter. As was mentioned above and illustrated on the following map, Targa has an incredible level of flexibility in choosing sites for its facilities, with potential pipeline systems and tie-ins so abundant that logistics are almost not even considered when evaluating situs. This leaves the economic return as the sole determinant of the future of the project. With so many other states offering incentives, the economic return of this fractionator will not be able to compete for capital without this Chapter 313 agreement.

May 21, 2018

Barbers Hill ISD
Dr. Greg Poole
PO BOX 1108
Mont Belvieu, TX 77580

Re: Chapter 313 Job Waiver Request; Fractionation Unit Chapter 313 Application

Dear Dr. Poole:

Targa Downstream LLC ("Targa") respectfully requests that Barbers Hill Independent School District's Board of Trustees waive the job requirement provision as allowed in Section 313.025(f-1) of the tax code in connection with its Fractionation Unit Chapter 313 Application. This waiver would require that the School District make a finding that the jobs creation requirement exceeds the industry standard for the number of employees reasonably necessary for the operation of the facility described in the Targa application for the Fractionation Unit. Targa Downstream LLC requests that Barbers Hill ISD makes such findings and waive the job creation requirement of twenty-five (25) permanent jobs.

Targa currently operates multiple plants and facilities in Chambers County and expects to integrate the new facility with existing operations. Based on this and other plant operation experience Targa expects to create twelve (12) permanent jobs for the proposed project. The proposed project is expected to directly create approximately 500 jobs during construction, which will increase the need for local goods and services and generate incremental state and local tax revenue.

The table below represents and industry sampling of regional fractionation units, the first two of which are owned and operated by Cedar Bayou, an affiliate of Targa Resources.

Facility	FTE Operators	FTE Maintenance	FTE Admin/Supervision/Safety, etc.	FTE Total
Cedar Bayou Train 4	4	9	-	13
Cedar Bayou Train 5	4	6	-	10
Frac # 9, Mont Belvieu	4	4	4	12
Frac #4,5,6,7,8, Mont	4	4	4	12
Seminole, Mont Belvieu	5	4	4	13
West Texas, Mont Belvieu	5	4	5	14
Average				12

AMENDMENT 1 [8/2/2018]

We believe this facility will promote economic growth and welfare to the community by creating permanent full-time positions. The wages for these positions will be at least 110% of the Chambers County average wage rate. Additionally, benefits such as medical, dental, and life insurance will be provided.

We appreciate your consideration of the job waiver request and if you have any questions, please feel free to contact me by telephone at 469-298-1618 or by email at mfry@keatax.com

Sincerely,

A handwritten signature in blue ink that reads "Mike Fry". The signature is written in a cursive style with a large, stylized "M" and "F".


Mike Fry

Director – Energy Services

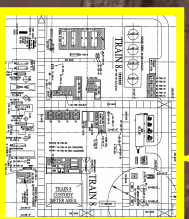
Reinvestment Zone

With Proposed Project Boundary

Legend

 Reinvestment Zone

Proposed Project
Boundary (Yellow Outline)



Reinvestment Zone
(red boundary)

Google Earth

© 2013 Google

1000 ft



AMENDMENT 1 [8/2/2018]

Calculation of Wage Information - Based on Most Recent Data Available

110% of County Average Weekly Wage for all Jobs

2017	1Q	1324
2017	2Q	1092
2017	3Q	1146
2017	4Q	1174

\$ 4,736 /4 = \$1,184 average weekly salary

110% of County Average Weekly Wage for Manufacturing Jobs in County

2017	1Q	2916
2017	2Q	1859
2017	3Q	2064
2017	4Q	1950

\$ 8,789 /4 = \$2,197 average weekly salary
x1.1 (110%)
\$ 2,416.98

110% of County Average Weekly Wage for Manufacturing Jobs in Region

\$60,202.00 per year in Houston-Galveston Area Council published July 2018

X1.10 (110%)

\$66,222.20

\$1,273.50

Avg. Weekly

Quarterly Census of Employment and Wages
Original Data Value

Series Id: ENU4807140010
Series: Average Weekly Wage in Total Covered Total, all
Title: industries for All establishment sizes in Chambers
State: Texas
Area: Chambers County, Texas
Industry: Total, all industries
Owner: Total Covered
Size: All establishment sizes
Type: Average Weekly Wage
Years: 2007 to 2017

Year	Qtr1	Qtr2	Qtr3	Qtr4
2007	906	829	858	891
2008	908	832	853	905
2009	924	835	835	941
2010	876	828	895	999
2011	907	887	928	978
2012	971	946	958	1043
2013	1055	1059	1069	1155
2014	1016	1048	995	1143
2015	1081	1040	1026	1214
2016	1125	1205	1130	1161
2017	1324	1092	1146	1174

Quarterly Census of Employment and Wages
Original Data Value

Series Id: ENU480714051013
Series: Average Weekly Wage in Private Manufacturing for
Title: All establishment sizes in Chambers County,
State: Texas
Area: Chambers County, Texas
Industry: Manufacturing
Owner: Private
Size: All establishment sizes
Type: Average Weekly Wage
Years: 2007 to 2017

Year	Qtr1	Qtr2	Qtr3	Qtr4
2007	1703	1251	1365	1271
2008	1542	1344	1418	1283
2009	1615	1313	1419	1576
2010	1418	1305	1461	1599
2011	1473	1537	1502	1737
2012	1492	1634	1381	1597
2013	1532	1725	1436	1732
2014	1422	1779	1397	1915
2015	1676	1749	1471	2023
2016	1843	2479	1870	1958
2017	2916	1859	2064	1950

2017 Manufacturing Average Wages by Council of Government Region
Wages for All Occupations

COG	Wages	
	Hourly	Annual
Texas	\$26.24	\$54,587
1. Panhandle Regional Planning Commission	\$23.65	\$49,190
2. South Plains Association of Governments	\$19.36	\$40,262
3. NORTEX Regional Planning Commission	\$23.46	\$48,789
4. North Central Texas Council of Governments	\$26.80	\$55,747
5. Ark-Tex Council of Governments	\$18.59	\$38,663
6. East Texas Council of Governments	\$21.07	\$43,827
7. West Central Texas Council of Governments	\$21.24	\$44,178
8. Rio Grande Council of Governments	\$18.44	\$38,351
9. Permian Basin Regional Planning Commission	\$26.24	\$54,576
10. Concho Valley Council of Governments	\$19.67	\$40,924
11. Heart of Texas Council of Governments	\$21.53	\$44,781
12. Capital Area Council of Governments	\$31.49	\$65,497
13. Brazos Valley Council of Governments	\$17.76	\$39,931
14. Deep East Texas Council of Governments	\$17.99	\$37,428
15. South East Texas Regional Planning Commission	\$34.98	\$72,755
16. Houston-Galveston Area Council	\$28.94	\$60,202
17. Golden Crescent Regional Planning Commission	\$26.94	\$56,042
18. Alamo Area Council of Governments	\$22.05	\$48,869
19. South Texas Development Council	\$15.07	\$31,343
20. Coastal Bend Council of Governments	\$28.98	\$60,276
21. Lower Rio Grande Valley Development Council	\$17.86	\$37,152
22. Texoma Council of Governments	\$21.18	\$44,060
23. Central Texas Council of Governments	\$19.30	\$40,146
24. Middle Rio Grande Development Council	\$24.07	\$50,058

Source: Texas Occupational Employment and Wages

Data published: July 2018

Data published annually, next update will be July 31, 2019

Note: Data is not supported by the Bureau of Labor Statistics (BLS).

Wage data is produced from Texas OES data, and is not to be compared to BLS estimates.

Data intended for TAC 313 purposes only.

PROPERTY INVESTMENT AMOUNTS									
(Estimated Investment In each year. Do not put cumulative totals.)									
				Column A	Column B	Column C	Column D	Column E	
		School Year (yyyy-yyy)	Tax Year (Fill in actual tax year below) yyyy	New investment (original cost) in tangible personal property placed in service during this year that will become Qualified Property	New investment made during this year in buildings or permanent nonremovable components of buildings that will become Qualified Property	Other investment made during this year that will add to Qualified Property (SEE NOTE)	Other investment made during this year that will become Qualified Property (SEE NOTE)	Total Investment (A+B+C+D)	
Total Investment from Schedule A1*	-	TOTALS FROM SCHEDULE A1		\$ 250,000,000.00		Enter amounts from TOTAL row in Schedule A1 in the row below		\$ 250,000,000.00	
Each year prior to start of value limitation period** <i>(Insert as many rows as necessary)</i>	0	2018-2019	2018	\$ -				\$ -	
Each year prior to start of value limitation period** <i>(Insert as many rows as necessary)</i>	0	2019-2020	2019	\$ 125,000,000.00				\$ 125,000,000.00	
Each year prior to start of value limitation period** <i>(Insert as many rows as necessary)</i>	0	2020-2021	2020	\$ 125,000,000.00				\$ 125,000,000.00	
Value limitation period**	1	2021-2022	2021						
	2	2022-2023	2022						
	3	2023-2024	2023						
	4	2024-2025	2024						
	5	2025-2026	2025						
	6	2026-2027	2026						
	7	2027-2028	2027						
	8	2028-2029	2028						
	9	2029-2030	2029						
	10	2030-2031	2030						
				\$ 250,000,000.00				\$ 250,000,000.00	
Continue to maintain viable presence	11	2031-2032	2031						
	12	2032-2033	2032						
	13	2033-2034	2033						
	14	2034-2035	2034						
	15	2035-2036	2035						
	16	2036-2037	2036						
	17	2037-2038	2037						
	18	2038-2039	2038						
	19	2039-2040	2039						
	20	2040-2041	2040						
Additional years for 25 year economic impact as required by 313.02B(c)(1)	21	2041-2042	2041						
	22	2042-2043	2042						
	23	2043-2044	2043						
	24	2044-2045	2044						
	25	2045-2046	2045						

AMENDMENT 1 [8/2/2018]

Schedule C: Employment Information

Applicant Name Targa Downstream LLC
ISD Name Barbers Hill ISD

Form 50-296A
Revised Feb 2014

				Construction		Non-Qualifying Jobs	Qualifying Jobs	
				Column A	Column B	Column C	Column D	Column E
	Year	School Year (YYYY-YYYY)	Tax Year (Actual tax year) YYYY	Number of Construction FTE's or man-hours (specify)	Average annual wage rates for construction workers	Number of non-qualifying jobs applicant estimates it will create (cumulative)	Number of new qualifying jobs applicant commits to create meeting all criteria of Sec. 313.021(3) (cumulative)	Average annual wage of new qualifying jobs
Each year prior to start of Value Limitation Period <i>Insert as many rows as necessary</i>	0	2018-2019	2018	0	\$ -	N/A	0	\$ -
Each year prior to start of Value Limitation Period <i>Insert as many rows as necessary</i>	0	2019-2020	2019	500 FTE	\$ 66,222.20	N/A	0	\$ -
Each year prior to start of Value Limitation Period <i>Insert as many rows as necessary</i>	0	2020-2021	2020	500 FTE	\$ 66,222.20	N/A	12	\$ 66,222.20
Value Limitation Period <i>The qualifying time period could overlap the value limitation period.</i>	1	2021-2022	2021	0	0	N/A	12	\$ 66,222.20
	2	2022-2023	2022	0	0	N/A	12	\$ 66,222.20
	3	2023-2024	2023	0	0	N/A	12	\$ 66,222.20
	4	2024-2025	2024	0	0	N/A	12	\$ 66,222.20
	5	2025-2026	2025	0	0	N/A	12	\$ 66,222.20
	6	2026-2027	2026	0	0	N/A	12	\$ 66,222.20
	7	2027-2028	2027	0	0	N/A	12	\$ 66,222.20
	8	2028-2029	2028	0	0	N/A	12	\$ 66,222.20
	9	2029-2030	2029	0	0	N/A	12	\$ 66,222.20
	10	2030-2031	2030	0	0	N/A	12	\$ 66,222.20
Years Following Value Limitation Period	11 through 26	2031-2046	2031-2046	0	0	N/A	12	\$ 66,222.20

Notes: See TAC 9.1051 for definition of non-qualifying jobs.
Only include jobs on the project site in this school district.

C1. Are the cumulative number of qualifying jobs listed in Column D less than the number of qualifying jobs required by statute? (25
qualifying jobs in Subchapter B districts, 10 qualifying jobs in Subchapter C districts)
If yes, answer the following two questions:

C1a. Will the applicant request a job waiver, as provided under 313.025(f-1)?

C1b. Will the applicant avail itself of the provision in 313.021(3)(F)?

<input checked="" type="checkbox"/>	Yes	<input type="checkbox"/>	No
<input checked="" type="checkbox"/>	Yes	<input type="checkbox"/>	No
<input type="checkbox"/>	Yes	<input checked="" type="checkbox"/>	No

SECTION 16: Authorized Signatures and Applicant Certification

After the application and schedules are complete, an authorized representative from the school district and the business should review the application documents and complete this authorization page. Attach the completed authorization page in **Tab 17**. **NOTE:** If you amend your application, you will need to obtain new signatures and resubmit this page, Section 16, with the amendment request.

1. Authorized School District Representative Signature

I am the authorized representative for the school district to which this application is being submitted. I understand that this application is a government record as defined in Chapter 37 of the Texas Penal Code.


print
here

Greg Poole

Print Name (Authorized School District Representative)

Superintendent

Title

sign
here


Signature (Authorized School District Representative)

July 10, 2018

Date

2. Authorized Company Representative (Applicant) Signature and Notarization

I am the authorized representative for the business entity for the purpose of filing this application. I understand that this application is a government record as defined in Chapter 37 of the Texas Penal Code. The information contained in this application and schedules is true and correct to the best of my knowledge and belief.

I hereby certify and affirm that the business entity I represent is in good standing under the laws of the state in which the business entity was organized and that no delinquent taxes are owed to the State of Texas.

print
here

John D. Thompson

Print Name (Authorized Company Representative (Applicant))

Vice President, Tax


Title

sign
here


Signature (Authorized Company Representative (Applicant))

6/27/18

Date



(Notary Seal)

GIVEN under my hand and seal of office this, the

27th day of June, 2018


Notary Public in and for the State of Texas

My Commission expires: November 25, 2018

If you make a false statement on this application, you could be found guilty of a Class A misdemeanor or a state jail felony under Texas Penal Code Section 37.10.