

O'HANLON, DEMERATH & CASTILLO

1250-1150-1150solar-amendment002
August 3, 2018

ATTORNEYS & COUNSELORS AT LAW

808 WEST AVE

AUSTIN, TEXAS 78701

TELEPHONE: (512) 494-9949

FACSIMILIE: (512) 494-9919

August 3, 2018

Local Government Assistance & Economic Analysis

Texas Comptroller of Public Accounts

P.O. Box 13528

Austin, Texas 78711-3528

RE: Amended Application to Anson Independent School District from Anson Solar Center, LLC

To the Local Government Assistance & Economic Analysis Division:

I have enclosed for you the Amended Application to the Anson Independent School District from Anson Solar Center, LLC. Below are the changes:

1. Page 7, Section 14, Question 7a, 7b and 7c - Updated
2. Page 7, Section 14, Question 9 - Updated
3. Page 7, Section 14, Question 10 - Updated
4. Tab 13 – Updated Wage Data
5. Tab 14 – Revised Schedule C

A copy of the amended application will be submitted to the Jones County Appraisal District.

Please do not hesitate to call with any questions.

Sincerely,

William Eggleston
Assistant to Kevin O'Hanlon
School District Consultant

Cc: Jones County Appraisal District

SECTION 14: Wage and Employment Information

1. What is the estimated number of permanent jobs (more than 1,600 hours a year), with the applicant or a contractor of the applicant, on the proposed qualified property during the last complete quarter before the application review start date (date your application is finally determined to be complete)?
 2. What is the last complete calendar quarter before application review start date:
☐ First Quarter ☐ Second Quarter ☐ Third Quarter ☐ Fourth Quarter of _____
(year)
 3. What were the number of permanent jobs (more than 1,600 hours a year) this applicant had in Texas during the most recent quarter reported to the Texas Workforce Commission (TWC)?
- Note:** For job definitions see TAC §9.1051 and Tax Code §313.021(3).
4. What is the number of new qualifying jobs you are committing to create?
 5. What is the number of new non-qualifying jobs you are estimating you will create?
 6. Do you intend to request that the governing body waive the minimum new qualifying job creation requirement, as provided under Tax Code §313.025(f-1)? ☐ Yes ☐ No
 - 6a. If yes, attach evidence in **Tab 12** documenting that the new qualifying job creation requirement above exceeds the number of employees necessary for the operation, according to industry standards.
 7. Attach in **Tab 13** the four most recent quarters of data for each wage calculation below, including documentation from the TWC website. The final actual statutory minimum annual wage requirement for the applicant for each qualifying job — which may differ slightly from this estimate — will be based on information from the four quarterly periods for which data were available at the time of the application review start date (date of a completed application). See TAC §9.1051(21) and (22).
 - a. Average weekly wage for all jobs (all industries) in the county is
 - b. 110% of the average weekly wage for manufacturing jobs in the county is
 - c. 110% of the average weekly wage for manufacturing jobs in the region is
 8. Which Tax Code section are you using to estimate the qualifying job wage standard required for this project? ☐ §313.021(5)(A) or ☐ §313.021(5)(B)
 9. What is the minimum required annual wage for each qualifying job based on the qualified property?
 10. What is the annual wage you are committing to pay for each of the new qualifying jobs you create on the qualified property?
 11. Will the qualifying jobs meet all minimum requirements set out in Tax Code §313.021(3)? ☐ Yes ☐ No
 12. Do you intend to satisfy the minimum qualifying job requirement through a determination of cumulative economic benefits to the state as provided by §313.021(3)(F)? ☐ Yes ☐ No
 - 12a. If yes, attach in **Tab 12** supporting documentation from the TWC, pursuant to §313.021(3)(F).
 13. Do you intend to rely on the project being part of a single unified project, as allowed in §313.024(d-2), in meeting the qualifying job requirements? ☐ Yes ☐ No
 - 13a. If yes, attach in **Tab 6** supporting documentation including a list of qualifying jobs in the other school district(s).

SECTION 15: Economic Impact

1. Complete and attach Schedules A1, A2, B, C, and D in **Tab 14**. Note: Excel spreadsheet versions of schedules are available for download and printing at URL listed below.
2. Attach an Economic Impact Analysis, if supplied by other than the Comptroller's Office, in **Tab 15**. (*not required*)
3. If there are any other payments made in the state or economic information that you believe should be included in the economic analysis, attach a separate schedule showing the amount for each year affected, including an explanation, in **Tab 15**.

ANSON SOLAR CENTER, LLC
TAB 13 TO CHAPTER 313 APPLICATION

JONES COUNTY
CHAPTER 313 WAGE CALCULATION - ALL JOBS - ALL INDUSTRIES

QUARTER	YEAR	AVG WEEKLY WAGES*	ANNUALIZED
FIRST	2017	\$ 735	\$ 38,220
SECOND	2017	\$ 723	\$ 37,596
THIRD	2017	\$ 712	\$ 37,024
FOURTH	2017	\$ 768	\$ 39,936
AVERAGE		\$ 735	\$ 38,194

JONES COUNTY
CHAPTER 313 WAGE CALCULATION - MANUFACTURING JOBS

QUARTER	YEAR	AVG WEEKLY WAGES*	ANNUALIZED
FIRST	2017	\$ 739	\$ 38,428
SECOND	2017	\$ 710	\$ 36,920
THIRD	2017	\$ 747	\$ 38,844
FOURTH	2017	\$ 726	\$ 37,752
AVERAGE		\$ 731	\$ 37,986
X		110%	110%
		\$ 804	\$ 41,785

CHAPTER 313 WAGE CALCULATION - REGIONAL WAGE RATE










	YEAR	AVG WEEKLY WAGES*	ANNUALIZED
West Central	2017	\$ 850	\$ 44,200
X		110%	110%
		\$ 935	\$ 48,596

* SEE ATTACHED TWC DOCUMENTATION

Quarterly Employment and Wages (QCEW)

[Back](#)

Page 1 of 1 (40 results/page)

 Year	 Period	 Area	 Ownership	 Division	 Level	 Ind Code	 Industry	 Avg Weekly Wages
2017	1st Qtr	Jones County	Total All	00	0	10	Total, all industries	\$735
2017	2nd Qtr	Jones County	Total All	00	0	10	Total, all industries	\$723
2017	3rd Qtr	Jones County	Total All	00	0	10	Total, all industries	\$712
2017	4th Qtr	Jones County	Total All	00	0	10	Total, all industries	\$768

Quarterly Employment and Wages (QCEW)

[Back](#)

Page 1 of 1 (40 results/page)

Year	Period	Area	Ownership	Division	Level	Ind Code	Industry	Avg Weekly Wages
2017	1st Qtr	Jones County	Total All	31	2	31-33	Manufacturing	\$739
2017	2nd Qtr	Jones County	Total All	31	2	31-33	Manufacturing	\$710
2017	3rd Qtr	Jones County	Total All	31	2	31-33	Manufacturing	\$747
2017	4th Qtr	Jones County	Total All	31	2	31-33	Manufacturing	\$726

2017 Manufacturing Average Wages by Council of Government Region Wages for All Occupations

COG	Wages	
	Hourly	Annual
Texas	\$26.24	\$54,587
1. Panhandle Regional Planning Commission	\$23.65	\$49,190
2. South Plains Association of Governments	\$19.36	\$40,262
3. NORTEX Regional Planning Commission	\$23.46	\$48,789
4. North Central Texas Council of Governments	\$26.80	\$55,747
5. Ark-Tex Council of Governments	\$18.59	\$38,663
6. East Texas Council of Governments	\$21.07	\$43,827
7. West Central Texas Council of Governments	\$21.24	\$44,178
8. Rio Grande Council of Governments	\$18.44	\$38,351
9. Permian Basin Regional Planning Commission	\$26.24	\$54,576
10. Concho Valley Council of Governments	\$19.67	\$40,924
11. Heart of Texas Council of Governments	\$21.53	\$44,781
12. Capital Area Council of Governments	\$31.49	\$65,497
13. Brazos Valley Council of Governments	\$17.76	\$39,931
14. Deep East Texas Council of Governments	\$17.99	\$37,428
15. South East Texas Regional Planning Commission	\$34.98	\$72,755
16. Houston-Galveston Area Council	\$28.94	\$60,202
17. Golden Crescent Regional Planning Commission	\$26.94	\$56,042
18. Alamo Area Council of Governments	\$22.05	\$48,869
19. South Texas Development Council	\$15.07	\$31,343
20. Coastal Bend Council of Governments	\$28.98	\$60,276
21. Lower Rio Grande Valley Development Council	\$17.86	\$37,152
22. Texoma Council of Governments	\$21.18	\$44,060
23. Central Texas Council of Governments	\$19.30	\$40,146
24. Middle Rio Grande Development Council	\$24.07	\$50,058

Source: Texas Occupational Employment and Wages

Data published: July 2018

Data published annually, next update will be July 31, 2019

Note: Data is not supported by the Bureau of Labor Statistics (BLS).

Wage data is produced from Texas OES data, and is not to be compared to BLS estimates.

Data intended for TAC 313 purposes only.

				Construction		Non-Qualifying Jobs	Qualifying Jobs	
				Column A	Column B	Column C	Column D	Column E
	Year	School Year (YYYY-YYYY)	Tax Year (Actual tax year) YYYY	Number of Construction FTE's or man-hours (specify)	Average annual wage rates for construction workers	Number of non-qualifying jobs applicant estimates it will create (cumulative)	Number of new qualifying jobs applicant commits to create meeting all criteria of Sec. 313.021(3) (cumulative)	Average annual wage of new qualifying jobs
Each year prior to start of Value Limitation Period <i>Insert as many rows as necessary</i>	0	2019-2020	2019	150 FTE	50,000	0	0	0
	0	2020-2021	2020	150 FTE	50,000	0	0	0
Value Limitation Period <i>The qualifying time period could overlap the value limitation period.</i>	1	2021-2022	2021	N/A	N/A	0	2	41,785
	2	2022-2023	2022	N/A	N/A	0	2	41,785
	3	2023-2024	2023	N/A	N/A	0	2	41,785
	4	2024-2025	2024	N/A	N/A	0	2	41,785
	5	2025-2026	2025	N/A	N/A	0	2	41,785
	6	2026-2027	2026	N/A	N/A	0	2	41,785
	7	2027-2028	2027	N/A	N/A	0	2	41,785
	8	2028-2029	2028	N/A	N/A	0	2	41,785
	9	2029-2030	2029	N/A	N/A	0	2	41,785
	10	2030-2031	2030	N/A	N/A	0	2	41,785
Years Following Value Limitation Period	11 through 25	2031-2046	2031-2045	N/A	N/A	0	2	41,785

Notes: See TAC 9.1051 for definition of non-qualifying jobs.
Only include jobs on the project site in this school district.

C1.

Are the cumulative number of qualifying jobs listed in Column D less than the number of qualifying jobs required by statute?
qualifying jobs in Subchapter B districts, 10 qualifying jobs in Subchapter C districts)

(25

X

Yes

No

If yes, answer the following two questions:

C1a.

Will the applicant request a job waiver, as provided under 313.025(f-1)?

X

Yes

No

C1b.

Will the applicant avail itself of the provision in 313.021(3)(F)?

Yes

X

No



Application for Appraised Value Limitation on Qualified Property

SECTION 16: Authorized Signatures and Applicant Certification

After the application and schedules are complete, an authorized representative from the school district and the business should review the application documents and complete this authorization page. Attach the completed authorization page in **Tab 17**. **NOTE:** If you amend your application, you will need to obtain new signatures and resubmit this page, Section 16, with the amendment request.

1. Authorized School District Representative Signature

I am the authorized representative for the school district to which this application is being submitted. I understand that this application is a government record as defined in Chapter 37 of the Texas Penal Code.

print
here

Jay Baccus

Print Name (Authorized School District Representative)

Superintendent

Title

sign
here

Signature (Authorized School District Representative)

Date

8/1/18

2. Authorized Company Representative (Applicant) Signature and Notarization

I am the authorized representative for the business entity for the purpose of filing this application. I understand that this application is a government record as defined in Chapter 37 of the Texas Penal Code. The information contained in this application and schedules is true and correct to the best of my knowledge and belief.

I hereby certify and affirm that the business entity I represent is in good standing under the laws of the state in which the business entity was organized and that no delinquent taxes are owed to the State of Texas.

print
here

Daniel Van Clief III

Print Name (Authorized Company Representative (Applicant))

President

Title

sign
here

Signature (Authorized Company Representative (Applicant))

Date

07/30/18



GIVEN under my hand and seal of office this, the

30 day of July 2018

Notary Public in and for the State of ~~Texas~~ VIRGINIA

My Commission expires: 5/31/2021

If you make a false statement on this application, you could be found guilty of a Class A misdemeanor or a state jail felony under Texas Penal Code Section 37.10.