

Chapter 313 Annual Eligibility Report Form

SECTION 1: Applicant and District Information

- Tax year covered by this report: 2019
NOTE: This report must be completed and submitted to the school district by May 15 of every year using information from the previous tax (calendar) year.
- Application number: 1202
NOTE: You can find your application number and all agreement documents and reports on the website comptroller.texas.gov/economy/local/ch313/agreement-docs.php
- Name of school district: Seymour ISD
- Name of project on original application (or short description of facility): Seymour Hills Wind Project, LLC
- Name of applicant on original application: Seymour Hills Wind Project, LLC
- Name the company entering into original agreement with district: Seymour Hills Wind Project, LLC
- Amount of limitation at time of application approval: \$25,000,000
- If you are one of two or more companies originally applying for a limitation, list all other applicants here and describe their relationships. (Use attachments if necessary.)

SECTION 2: Current Agreement Information

- Name of current agreement holder(s) Seymour Hills Wind Project, LLC
- Complete mailing address of current agreement holder 1360 Post Oak Blvd, Ste. 400 Houston, TX 77056
- Company contact person for agreement holder:

<u>Bo Neelley</u>	<u>Tax Advisor</u>
Name	Title
<u>713-636-1638</u>	<u>bo.neelley@engie.com</u>
Phone	Email
- Texas franchise tax ID number of current agreement holder: 32044872185
- If the current agreement holder does not report under the franchise tax law, please include name and tax ID of reporting entity:

Name	Tax ID
------	--------

- If the authorized company representative (same as signatory for this form) is different from the contact person listed above, complete the following:

Name	Title
------	-------

Complete Mailing Address

Phone	Email
-------	-------

- If you are a current agreement holder who was not an original applicant, please list all other current agreement holders. Please describe the chain of ownership from the original applicant to the new entities. (Use attachments if necessary.)

- 7c. If yes, how many qualifying jobs were created at the specified wage in the year covered by the report? _____
8. How many qualifying jobs (employees of this entity and employees of a contractor with this entity) were based on the qualified property in the year covered by the report? _____
- 8a. Of the qualifying job-holders last year, how many were employees of the approved applicant? _____
- 8b. Of the qualifying job-holders last year, how many were employees of an entity contracting with the approved applicant? _____
- 8c. If any qualifying job-holders were employees of an entity contracting with the applicant, does the approved applicant or assignee have documentation from the contractor supporting the conclusion that those jobs are qualifying jobs? Yes No N/A

SECTION 5B: Wage and Employment Information for Applications After Jan. 1, 2014 (#1000 and Above)

ONLY COMPLETE THE WAGE SECTION (5A or 5B) THAT APPLIES TO YOUR APPLICATION. You can find your application number on the website at comptroller.texas.gov/economy/local/ch313/agreement-docs.php.

NOTE: For job definitions see TAC §9.1051(14) and Tax Code, §313.021(3).

QUALIFYING JOBS

1. What is the number of new qualifying jobs the applicant committed to create in the year covered by this report? 1
2. Did the applicant request that the governing body waive the minimum qualifying job requirement, as provided under Tax Code §313.025(f-1)? Yes No
- 2a. If yes, how many new qualifying jobs must the approved applicant create under the waiver? 1
3. Which Tax Code section are you using to determine the wage standard required for this project? §313.021(5)(A) or §313.021(5)(B)
- 3a. Attach calculations and cite exact Texas Workforce Commission data sources as defined in TAC §9.1051.
4. What is the minimum required annual wage for each qualifying job in the year covered by this report? \$ 55,223.00
5. What is the annual wage the applicant committed to pay for each of the qualifying jobs in the year covered by this report? \$ 55,223.00
6. How many qualifying jobs (employees of this entity and employees of a contractor with this entity) were based on the qualified property in the year covered by the report? 1
- 6a. Of the qualifying job-holders last year, how many were employees of the approved applicant? 1
- 6b. Of the qualifying job-holders last year, how many were employees of an entity contracting with the approved applicant? 0
- 6c. If any qualifying job-holders were employees of an entity contracting with the applicant, does the approved applicant or assignee have documentation from the contractor supporting the conclusion that those jobs are qualifying jobs? Yes No N/A
7. Do the qualifying jobs meet all minimum requirements set out in Tax Code §313.021(3) and TAC 9.1051(30)? Yes No

NON-QUALIFYING JOBS

8. What is the number of non-qualifying jobs the applicant had on Dec. 31 of the year covered by this report? 0
9. What was the average wage you were paying for non-qualifying jobs on Dec. 31 of the year covered by this report? .. \$ 0.00
10. What is the county average weekly wage for non-qualifying jobs, as defined in TAC §9.1051? \$ 650.25

MISCELLANEOUS

11. Did the applicant rely on a determination by the Texas Workforce Commission under the provisions §313.024(3)(F) in meeting the minimum qualifying job requirements? Yes No
- 11a. If yes, attach supporting documentation to evidence that the requirements of §313.021(3)(F) were met.
12. Are you part of a Single Unified Project (SUP) and relying on the provisions in Tax Code §313.024(d-2) to meet the qualifying job requirements? Yes No
- 12a. If yes, attach supporting documentation from the Texas Economic Development and Tourism Office including a list of the other school district(s) and the qualifying jobs located in each.

SECTION 6: Qualified Investment During Qualified Time Period

ENTITIES ARE NOT REQUIRED TO COMPLETE THIS SECTION IF THE YEAR COVERED BY THE REPORT IS AFTER THE QUALIFYING TIME PERIOD OF THEIR AGREEMENT.

- 1. What is the qualified investment expended by this entity from the beginning of the qualifying time period through the end of the year covered by this report? ... \$ 49,000,000.00
2. Was any of the land classified as qualified investment? ... Yes No
3. Was any of the qualified Investment leased under a capitalized lease? ... Yes No
4. Was any of the qualified Investment leased under an operating lease? ... Yes No
5. Was any property not owned by the applicant part of the qualified investment? ... Yes No

SECTION 7: Partial Interest

THE FOLLOWING QUESTIONS MUST BE ANSWERED BY ENTITIES HAVING A PARTIAL INTEREST IN AN AGREEMENT. For limitation agreements where there are multiple company entities that receive a part of the limitation provided by the agreement:

1) each business entity not having a full interest in the agreement should complete a separate form for their proportionate share of required employment and investment information; and, 2) separately, the school district is required to complete an Annual Eligibility Report that provides for each question in this form a sum of the individual answers from reports submitted by each entity so that there is a cumulative Annual Eligibility Report reflecting the entire agreement.

- 1. What was your limitation amount (or portion of original limitation amount) during the year covered by this report? ...
2. Please describe your interest in the agreement and identify all the documents creating that interest.

Empty text box for describing interest in the agreement and identifying documents.

SECTION 8: Approval

"I am the authorized representative for the Company submitting this Annual Eligibility Report. I understand that this Report is a government record as defined in Chapter 37 of the Texas Penal Code. The information I am providing on this Report is true and correct to the best of my knowledge and belief."

print here Bo Neelley
Print Name (Authorized Company Representative)

DocuSigned by: Bo Neelley
Signature (Authorized Company Representative)

print here Doug Heinz
Print Name of Preparer (Person Who Completed the Form)

Tax Advisor
Title

6/11/2020
Date

512-671-5507
Phone

**SEYMOUR HILLS WIND PROJECT, LLC
TAB 13 TO CHAPTER 313 APPLICATION - SEYMOUR ISD**

CHAPTER 313 WAGE CALCULATION - ALL JOBS - ALL INDUSTRIES

QUARTER	YEAR	AVG WEEKLY WAGES*	ANNUALIZED
FIRST	2016	\$ 622	\$ 32,344
SECOND	2016	\$ 637	\$ 33,124
THIRD	2016	\$ 649	\$ 33,748
FOURTH	2016	\$ 693	\$ 36,036
	AVERAGE	\$ 650.25	\$ 33,813

CHAPTER 313 WAGE CALCULATION - MANUFACTURING JOBS

Not Available

CHAPTER 313 WAGE CALCULATION - REGIONAL WAGE RATE










REGION	YEAR	AVG WEEKLY WAGES*	ANNUALIZED
NORTEX	2016	\$ 965	\$ 50,203
		X 110%	110%
		\$ 1,061.99	\$ 55,223

* SEE ATTACHED TWC DOCUMENTATION

Quarterly Employment and Wages (QCEW)

[Back](#)

Page 1 of 1 (40 results/page)

 Year	 Period	 Area	 Ownership	 Division	 Level	 Ind Code	 Industry	 Avg Weekly Wages
2016	1st Qtr	Baylor County	Private	00	0	10	Total, All Industries	\$622
2016	2nd Qtr	Baylor County	Private	00	0	10	Total, All Industries	\$637
2016	3rd Qtr	Baylor County	Private	00	0	10	Total, All Industries	\$649
2016	4th Qtr	Baylor County	Private	00	0	10	Total, All Industries	\$693

2016 Manufacturing Average Wages by Council of Government Region Wages for All Occupations

COG	Wages	
	Hourly	Annual
Texas	\$25.41	\$52,850
<u>1. Panhandle Regional Planning Commission</u>	\$22.52	\$46,834
<u>2. South Plains Association of Governments</u>	\$18.27	\$38,009
<u>3. NORTEX Regional Planning Commission</u>	\$24.14	\$50,203
<u>4. North Central Texas Council of Governments</u>	\$26.06	\$54,215
<u>5. Ark-Tex Council of Governments</u>	\$19.07	\$39,663
<u>6. East Texas Council of Governments</u>	\$20.52	\$42,677
<u>7. West Central Texas Council of Governments</u>	\$20.31	\$42,242
<u>8. Rio Grande Council of Governments</u>	\$19.32	\$40,188
<u>9. Permian Basin Regional Planning Commission</u>	\$26.00	\$54,079
<u>10. Concho Valley Council of Governments</u>	\$18.78	\$39,066
<u>11. Heart of Texas Council of Governments</u>	\$21.14	\$43,962
<u>12. Capital Area Council of Governments</u>	\$30.06	\$62,522
<u>13. Brazos Valley Council of Governments</u>	\$17.66	\$36,729
<u>14. Deep East Texas Council of Governments</u>	\$18.06	\$37,566
<u>15. South East Texas Regional Planning Commission</u>	\$33.42	\$69,508
<u>16. Houston-Galveston Area Council</u>	\$27.52	\$57,246
<u>17. Golden Crescent Regional Planning Commission</u>	\$26.38	\$54,879
<u>18. Alamo Area Council of Governments</u>	\$21.67	\$45,072
<u>19. South Texas Development Council</u>	\$15.02	\$31,235
<u>20. Coastal Bend Council of Governments</u>	\$27.85	\$57,921
<u>21. Lower Rio Grande Valley Development Council</u>	\$17.55	\$36,503
<u>22. Texoma Council of Governments</u>	\$20.98	\$43,648
<u>23. Central Texas Council of Governments</u>	\$18.65	\$38,783
<u>24. Middle Rio Grande Development Council</u>	\$23.05	\$47,950

$\$50,203 \times 110\% = \$55,223$



Source: Texas Occupational Employment and Wages

Data published: July 2017

Data published annually, next update will be July 31, 2018

Note: Data is not supported by the Bureau of Labor Statistics (BLS).

Wage data is produced from Texas OES data, and is not to be compared to BLS estimates.

Data intended for TAC 313 purposes only.



Franchise Tax Account Status

As of : 05/15/2020 12:06:31

This page is valid for most business transactions but is not sufficient for filings with the Secretary of State

SEYMOUR HILLS WIND PROJECT, LLC	
Texas Taxpayer Number	32044872185
Mailing Address	3000 EL CAMINO REAL STE 5-700 PALO ALTO, CA 94306-2116
Right to Transact Business in Texas	ACTIVE
State of Formation	DE
Effective SOS Registration Date	09/21/2016
Texas SOS File Number	0802546430
Registered Agent Name	CAPITOL CORPORATE SERVICES, INC.
Registered Office Street Address	206 E 9TH ST. STE 1300 AUSTIN, TX 78701