

Chapter 313 Annual Eligibility Report Form

SECTION 1: Applicant and District Information

- Tax year covered by this report: 2019
NOTE: This report must be completed and submitted to the school district by May 15 of every year using information from the previous tax (calendar) year.
- Application number: 1125
NOTE: You can find your application number and all agreement documents and reports on the website comptroller.texas.gov/economy/local/ch313/agreement-docs.php
- Name of school district: Webb CISD
- Name of project on original application (or short description of facility): Albercas Wind Energy II, LLC
- Name of applicant on original application: Albercas Wind Energy II, LLC
- Name the company entering into original agreement with district: Albercas Wind Energy II, LLC
- Amount of limitation at time of application approval: \$60,000,000
- If you are one of two or more companies originally applying for a limitation, list all other applicants here and describe their relationships. (Use attachments if necessary.)

SECTION 2: Current Agreement Information

- Name of current agreement holder(s) Javelina Wind Energy II, LLC
- Complete mailing address of current agreement holder 700 Universe Blvd, PSX/JB; Juno Beach, FL 33408
- Company contact person for agreement holder:

<u>Joseph Esposito</u>	<u>Tax Project Manager</u>
Name	Title
<u>561-691-7254</u>	<u>joseph.esposito@nee.com</u>
Phone	Email
- Texas franchise tax ID number of current agreement holder: 32056493490
- If the current agreement holder does not report under the franchise tax law, please include name and tax ID of reporting entity:

Name	Tax ID
------	--------

- If the authorized company representative (same as signatory for this form) is different from the contact person listed above, complete the following:

Name	Title
------	-------

Complete Mailing Address

Phone	Email
-------	-------

- If you are a current agreement holder who was not an original applicant, please list all other current agreement holders. Please describe the chain of ownership from the original applicant to the new entities. (Use attachments if necessary.)

SECTION 3: Applicant Eligibility Information

1. Does the business entity have the right to transact business with respect to Tax Code, Chapter 171? *(Attach printout from Comptroller website: https://mycpa.opa.state.tx.us/coa/)* Yes No
2. Is the business entity current on all taxes due to the State of Texas? Yes No
3. Is the business activity of the project an eligible business activity under Section 313.024(b)? Yes No
 - a) 3a. Please identify business activity: [Wind] Renewable Energy Electric Generation

SECTION 4: Market Value and Limitation Amount

Please identify the county appraisal district (CAD) in which the project is located: Webb CAD

If the project is located in more than one CAD, please identify the name(s) of the other CADs and provide on a separate sheet for each CAD, the responses to Items 1 through 5 applicable to the property (or portion of property) that is reflected in each CAD's property tax account records.

For purposes of item 1, "total market value" should reflect the market value as determined by the CAD (and as adjusted after protest) for only eligible property in all of the CAD property tax accounts covered by the 313 agreement in that county. Please note: "qualified property" is defined by Tax Code section 313.021(2) and 34 Tax. Admin. Code § 9.1051(16) and identified in the executed Chapter 313 agreement.

1. Total market value of all qualified property from all CAD property accounts subject to the 313 agreement \$ 1999200000
2. Total value of all applicable exemptions for the qualified property included in Item 1 \$ 0
3. Total taxable value for school I&S tax purposes for the qualified property (Item 1 less Item 2) \$ 1999200000
4. Limitation amount on appraised value specified as qualified in the 313 agreement. \$ 600000000
5. Total taxable value for school M&O tax purposes for the qualified property (lesser of item 3 or item 4) \$ 600000000

SECTION 5A: Wage and Employment Information for Applications Prior to Jan. 1, 2014 (#1 Through 999)

ONLY COMPLETE THE WAGE SECTION (5A or 5B) THAT APPLIES TO YOUR APPLICATION. You can find your application number on the website at comptroller.texas.gov/economy/local/ch313/agreement-docs.php

NOTE: All statutory references in Section 5A are for statute as it existed prior to Jan. 1, 2014. For job definitions see TAC §9.1051(14) and Tax Code, §313.021(3). If the agreement includes a definition of "new job" other than TAC §9.1051(14)(C), then please provide the definition "new job" as used in the agreement. Notwithstanding any waiver by the district of the requirement for the creation of a minimum number of new jobs, or any other job commitment in the agreement, Tax Code §313.024(d) requires that 80 percent of all new jobs be qualifying jobs.

1. How many new jobs were based on the qualified property in the year covered by this report? *(See note above)*
2. What is the number of new jobs required for a project in this school district according to §313.021(2)(A)(iv)(b), §313.051(b), as appropriate?
3. Did the applicant request that the governing body waive the minimum job requirement, as provided under Tax Code §313.025(f-1)? Yes No
 - 3a. If yes, how many new jobs must the approved applicant create under the waiver?
4. Calculate 80 percent of new jobs (0.80 x number of new jobs based on the qualified property in the year covered by this report)
5. What is the minimum required annual wage for each qualifying job in the year covered by the report? \$
6. Identify which of the four Tax Code sections is used to determine the wage standard required by the agreement:

§313.021(5)(A) or §313.021(5)(B) or §313.021(3)(E)(ii) or §313.051(b)

 - 6a. Attach calculations and cite exact Texas Workforce Commission data source as defined in TAC §9.1051.
7. Does the agreement require the applicant to provide a specified number of jobs at a specified wage? Yes No
 - 7a. If yes, how many qualifying jobs did the approved applicant commit to create in the year covered by the report?
 - 7b. If yes, what annual wage did the approved applicant commit to pay in the year covered by the report? \$

- 7c. If yes, how many qualifying jobs were created at the specified wage in the year covered by the report? _____
8. How many qualifying jobs (employees of this entity and employees of a contractor with this entity) were based on the qualified property in the year covered by the report? _____
- 8a. Of the qualifying job-holders last year, how many were employees of the approved applicant? _____
- 8b. Of the qualifying job-holders last year, how many were employees of an entity contracting with the approved applicant? _____
- 8c. If any qualifying job-holders were employees of an entity contracting with the applicant, does the approved applicant or assignee have documentation from the contractor supporting the conclusion that those jobs are qualifying jobs? Yes No N/A

SECTION 5B: Wage and Employment Information for Applications After Jan. 1, 2014 (#1000 and Above)

ONLY COMPLETE THE WAGE SECTION (5A or 5B) THAT APPLIES TO YOUR APPLICATION. You can find your application number on the website at comptroller.texas.gov/economy/local/ch313/agreement-docs.php.

NOTE: For job definitions see TAC §9.1051(14) and Tax Code, §313.021(3).

QUALIFYING JOBS

1. What is the number of new qualifying jobs the applicant committed to create in the year covered by this report? 7
2. Did the applicant request that the governing body waive the minimum qualifying job requirement, as provided under Tax Code §313.025(f-1)? Yes No
- 2a. If yes, how many new qualifying jobs must the approved applicant create under the waiver? 7
3. Which Tax Code section are you using to determine the wage standard required for this project? §313.021(5)(A) or §313.021(5)(B)
- 3a. Attach calculations and cite exact Texas Workforce Commission data sources as defined in TAC §9.1051.
4. What is the minimum required annual wage for each qualifying job in the year covered by this report? \$ \$31,815
5. What is the annual wage the applicant committed to pay for each of the qualifying jobs in the year covered by this report? \$ 47,840.00
6. How many qualifying jobs (employees of this entity and employees of a contractor with this entity) were based on the qualified property in the year covered by the report? 7
- 6a. Of the qualifying job-holders last year, how many were employees of the approved applicant? 7
- 6b. Of the qualifying job-holders last year, how many were employees of an entity contracting with the approved applicant? 0
- 6c. If any qualifying job-holders were employees of an entity contracting with the applicant, does the approved applicant or assignee have documentation from the contractor supporting the conclusion that those jobs are qualifying jobs? Yes No N/A
7. Do the qualifying jobs meet all minimum requirements set out in Tax Code §313.021(3) and TAC 9.1051(30)? Yes No

NON-QUALIFYING JOBS

8. What is the number of non-qualifying jobs the applicant had on Dec. 31 of the year covered by this report? 0
9. What was the average wage you were paying for non-qualifying jobs on Dec. 31 of the year covered by this report? .. \$ _____
10. What is the county average weekly wage for non-qualifying jobs, as defined in TAC §9.1051? \$ _____

MISCELLANEOUS

11. Did the applicant rely on a determination by the Texas Workforce Commission under the provisions §313.024(3)(F) in meeting the minimum qualifying job requirements? Yes No
- 11a. If yes, attach supporting documentation to evidence that the requirements of §313.021(3)(F) were met.
12. Are you part of a Single Unified Project (SUP) and relying on the provisions in Tax Code §313.024(d-2) to meet the qualifying job requirements? Yes No
- 12a. If yes, attach supporting documentation from the Texas Economic Development and Tourism Office including a list of the other school district(s) and the qualifying jobs located in each.

SECTION 6: Qualified Investment During Qualified Time Period

ENTITIES ARE NOT REQUIRED TO COMPLETE THIS SECTION IF THE YEAR COVERED BY THE REPORT IS AFTER THE QUALIFYING TIME PERIOD OF THEIR AGREEMENT.

1. What is the qualified investment expended by this entity from the beginning of the qualifying time period through the end of the year covered by this report? \$ _____
2. Was any of the land classified as qualified investment? Yes No
3. Was any of the qualified Investment leased under a capitalized lease? Yes No
4. Was any of the qualified Investment leased under an operating lease? Yes No
5. Was any property not owned by the applicant part of the qualified investment? Yes No

SECTION 7: Partial Interest

THE FOLLOWING QUESTIONS MUST BE ANSWERED BY ENTITIES HAVING A PARTIAL INTEREST IN AN AGREEMENT.

For limitation agreements where there are multiple company entities that receive a part of the limitation provided by the agreement:

1) each business entity not having a full interest in the agreement should complete a separate form for their proportionate share of required employment and investment information; and, 2) separately, the school district is required to complete an Annual Eligibility Report that provides for each question in this form a sum of the individual answers from reports submitted by each entity so that there is a cumulative Annual Eligibility Report reflecting the entire agreement.

1. What was your limitation amount (or portion of original limitation amount) during the year covered by this report? _____
2. Please describe your interest in the agreement and identify all the documents creating that interest.

SECTION 8: Approval

"I am the authorized representative for the Company submitting this Annual Eligibility Report. I understand that this Report is a government record as defined in Chapter 37 of the Texas Penal Code. The information I am providing on this Report is true and correct to the best of my knowledge and belief."

print here ▶ Joseph Esposito
Print Name (Authorized Company Representative)

sign here ▶ Joseph Esposito
Signature (Authorized Company Representative)

print here ▶ _____
Print Name of Preparer (Person Who Completed the Form)

Tax Project Manager
Title

7/8/2020
Date

561-691-7254
Phone

Form 406
(Revised 05/11)

Submit in duplicate to:
Secretary of State
P.O. Box 13697
Austin, TX 78711-3697
512 463-5555
FAX: 512/463-5709
Filing Fee: See instructions



Amendment to Registration

This space reserved for office use.

FILED
In the Office of the
Secretary of State of Texas

MAY 26 2016

Corporations Section

Entity Information

1. The legal name of the filing entity is:

Albercas Wind Energy II, LLC

State the name of the entity as currently shown in the records of the secretary of state.

2. If the entity attained its registration under an assumed name, the qualifying assumed name as shown on the records of the secretary of state is:

3. The registration was issued to the entity on:

2/24/2015

mm/dd/yyyy

The file number issued to the filing entity by the secretary of state is: 802162883

Amendments to Application

4. The registration is amended to change the legal name of the entity as amended in the entity's jurisdiction of formation. The new name is:

Javelina Wind Energy II, LLC

5. The new name of the entity is not available for use in Texas or fails to include an appropriate organizational designation. Or, the entity wishes to amend the qualifying assumed name stated on its application for registration or amended registration. The assumed name the entity elects to adopt for purposes of maintaining its registration is:

6. The registration is amended to change the business or activity stated in its application for registration or amended registration. The business or activity that the entity proposes to pursue in this state is:

The entity certifies that it is authorized to pursue the same business or activity under the laws of the entity's jurisdiction of formation.

Other Changes to the Application for Registration

7. The foreign filing entity desires to amend its application for registration to make changes other than or in addition to those stated above. Statements contained in the original application or any amended application are identified by number or description and changed to read as follows:

Effectiveness of Filing (Select either A, B, or C.)

- A. This document becomes effective when the document is filed by the secretary of state.
- B. This document becomes effective at a later date, which is not more than ninety (90) days from the date of signing. The delayed effective date is: _____
- C. This document takes effect upon the occurrence of a future event or fact, other than the passage of time. The 90th day after the date of signing is: _____

The following event or fact will cause the document to take effect in the manner described below:


Execution

The undersigned signs this document subject to the penalties imposed by law for the submission of a materially false or fraudulent instrument and certifies under penalty of perjury that the undersigned is authorized under the provisions of law governing the entity to execute the filing instrument.

Date: 5/25/16

Melissa A. Plotsky
Signature of authorized person (see instructions)

Melissa A. Plotsky
Printed or typed name of authorized person.

<p>Form 509 (Revised 06/15)</p> <p>Submit with relevant filing instrument.</p> <p>Filing Fee: None</p>	 <p>Consent to Use of Similar Name</p>	
--	--	--

(1) Javelina Wind Energy, LLC #801543721
Name and file number of the entity or individual who holds the existing name on file with the secretary of state

consents to the use of

(2) Javelina Wind Energy II, LLC
Proposed name

as the name of a filing entity or foreign filing entity in Texas for the purpose of submitting a filing instrument to the secretary of state.

(3) The undersigned certifies to being authorized by the holder of the existing name to give this consent. The undersigned signs this document subject to the penalties imposed by law for the submission of a materially false or fraudulent instrument.

Date: 5/25/16

Melissa A. Plotsky
 Signature of Authorized Person

Melissa A. Plotsky
 Name of Authorized Person (type or print)

Secretary
 Title of Authorized Person, if any (type or print)

State of Florida

County of Palm Beach

This instrument was acknowledged before me on 5/25/16 by Melissa A. Plotsky
 (date) (name of authorized person)

(Seal) 

Julie N. Krauss
 Notary Public's signature



Franchise Tax Account Status

As of : 07/17/2020 15:21:14

This page is valid for most business transactions but is not sufficient for filings with the Secretary of State

JAVELINA WIND ENERGY II, LLC	
Texas Taxpayer Number	32056493490
Mailing Address	3000 EL CAMINO REAL STE 5-700 PALO ALTO, CA 94306-2116
Right to Transact Business in Texas	ACTIVE
State of Formation	DE
Effective SOS Registration Date	02/24/2015
Texas SOS File Number	0802162883
Registered Agent Name	CORPORATION SERVICE COMPANY D/B/A CSC-LAWYERS INCO
Registered Office Street Address	211 E. 7TH STREET SUITE 620 AUSTIN, TX 78701

Quarterly Employment and Wages (QCEW)

[Back](#)










Page 1 of 1 (40 results/page)

Year	Period	Area	Ownership	Division	Level	Ind Code	Industry	Avg Weekly Wages
2015	1st Qtr	Webb County	Private	31	2	31-33	Manufacturing	\$653
2015	2nd Qtr	Webb County	Private	31	2	31-33	Manufacturing	\$640
2015	3rd Qtr	Webb County	Private	31	2	31-33	Manufacturing	\$635
2014	4th Qtr	Webb County	Private	31	2	31-33	Manufacturing	\$669

Quarterly Employment and Wages (QCEW)

[Back](#)

Page 1 of 1 (40 results/page)

 Year	 Period	 Area	 Ownership	 Division	 Level	 Ind Code	 Industry	 Avg Weekly Wages
2015	1st Qtr	Webb County	Private	00	0	10	Total, All Industries	\$582
2015	2nd Qtr	Webb County	Private	00	0	10	Total, All Industries	\$570
2015	3rd Qtr	Webb County	Private	00	0	10	Total, All Industries	\$575
2014	4th Qtr	Webb County	Private	00	0	10	Total, All Industries	\$628

**ALBERCAS WIND ENERGY II, LLC
TAB 13 TO CHAPTER 313 APPLICATION**

**WEBB COUNTY
CHAPTER 313 WAGE CALCULATION - ALL JOBS - ALL INDUSTRIES**

QUARTER	YEAR	AVG WEEKLY WAGES*	ANNUALIZED
FIRST	2015	\$ 582	\$ 30,264
SECOND	2015	\$ 570	\$ 29,640
THIRD	2015	\$ 575	\$ 29,900
FOURTH	2014	\$ 628	\$ 32,656
AVERAGE		\$ 588.75	\$ 30,615

**WEBB COUNTY
CHAPTER 313 WAGE CALCULATION - MANUFACTURING JOBS**

QUARTER	YEAR	AVG WEEKLY WAGES*	ANNUALIZED
FIRST	2015	\$ 653	\$ 33,956
SECOND	2015	\$ 640	\$ 33,280
THIRD	2015	\$ 635	\$ 33,020
FOURTH	2014	\$ 669	\$ 34,788
AVERAGE		\$ 649	\$ 33,761
X		110%	110%
		\$ 714.18	\$ 37,137

CHAPTER 313 WAGE CALCULATION - REGIONAL WAGE RATE

	YEAR	AVG WEEKLY WAGES*	ANNUALIZED
South Texas	2014	\$ 556	\$ 28,923
X		110%	110%
		\$ 611.83	\$ 31,815

** SEE ATTACHED TWC DOCUMENTATION*

**2014 Manufacturing Average Wages by Council of Government Region
Wages for All Occupations**

COG	Wages	
	Hourly	Annual
Texas	\$24.18	\$50,305
<u>1. Panhandle Regional Planning Commission</u>	\$21.07	\$43,821
<u>2. South Plains Association of Governments</u>	\$16.75	\$34,834
<u>3. NORTEX Regional Planning Commission</u>	\$20.23	\$42,077
<u>4. North Central Texas Council of Governments</u>	\$25.32	\$52,672
<u>5. Ark-Tex Council of Governments</u>	\$17.80	\$37,017
<u>6. East Texas Council of Governments</u>	\$19.87	\$41,332
<u>7. West Central Texas Council of Governments</u>	\$19.41	\$40,365
<u>8. Rio Grande Council of Governments</u>	\$17.82	\$37,063
<u>9. Permian Basin Regional Planning Commission</u>	\$23.65	\$49,196
<u>10. Concho Valley Council of Governments</u>	\$18.70	\$38,886
<u>11. Heart of Texas Council of Governments</u>	\$20.98	\$43,636
<u>12. Capital Area Council of Governments</u>	\$28.34	\$58,937
<u>13. Brazos Valley Council of Governments</u>	\$17.57	\$36,547
<u>14. Deep East Texas Council of Governments</u>	\$17.76	\$36,939
<u>15. South East Texas Regional Planning Commission</u>	\$29.21	\$60,754
<u>16. Houston-Galveston Area Council</u>	\$26.21	\$54,524
<u>17. Golden Crescent Regional Planning Commission</u>	\$23.31	\$48,487
<u>18. Alamo Area Council of Governments</u>	\$19.46	\$40,477
<u>19. South Texas Development Council</u>	\$13.91	\$28,923
<u>20. Coastal Bend Council of Governments</u>	\$25.12	\$52,240
<u>21. Lower Rio Grande Valley Development Council</u>	\$16.25	\$33,808
<u>22. Texoma Council of Governments</u>	\$20.51	\$42,668
<u>23. Central Texas Council of Governments</u>	\$18.02	\$37,486
<u>24. Middle Rio Grande Development Council</u>	\$20.02	\$41,646

Source: Texas Occupational Employment and Wages

Data published: July 2015

$$110\% \times \$28,923 = \$31,815$$

Data published annually, next update will be July 31, 2016

Note: Data is not supported by the Bureau of Labor Statistics (BLS).

Wage data is produced from Texas OES data, and is not to be compared to BLS estimates.

Data intended for TAC 313 purposes only.