

Chapter 313 Annual Eligibility Report Form

SECTION 1: Applicant and District Information

1. Tax year covered by this report: 2018
NOTE: This report must be completed and submitted to the school district by May 15 of every year using information from the previous tax (calendar) year.
2. Application number: 1091
NOTE: You can find your application number and all agreement documents and reports on the website comptroller.texas.gov/economy/local/ch313/agreement-docs.php
3. Name of school district: Gregory-Portland ISD
4. Name of project on original application (or short description of facility): Midway Wind, LLC
5. Name of applicant on original application: Midway Wind, LLC
6. Name the company entering into original agreement with district: Midway Wind, LLC
7. Amount of limitation at time of application approval: 30,000,000
8. If you are one of two or more companies originally applying for a limitation, list all other applicants here and describe their relationships. (Use attachments if necessary.)

N/A

SECTION 2: Current Agreement Information

1. Name of current agreement holder(s) Midway Wind, LLC
2. Complete mailing address of current agreement holder 5949 Sherry Lane, Suite 1900, Dallas, TX 75225
3. Company contact person for agreement holder:
- | | |
|---------------------|--|
| <u>AJ Akaydin</u> | <u>CFO, Sammons Infrastructure</u> |
| Name | Title |
| <u>214-210-5001</u> | <u>AJAkaydin@sammonsinfrastructure.com</u> |
| Phone | Email |
4. Texas franchise tax ID number of current agreement holder: 32050705956
5. If the current agreement holder does not report under the franchise tax law, please include name and tax ID of reporting entity:
- | | |
|---|--------------------|
| <u>Sammons Renewable Energy Holdings, Inc</u> | <u>32067526601</u> |
| Name | Tax ID |
6. If the authorized company representative (same as signatory for this form) is different from the contact person listed above, complete the following:
- | | |
|---|--------------------------------|
| <u>Pam Doepp</u> | <u>VP & Treasurer</u> |
| Name | Title |
| <u>5949 Sherry Lane, Suite 1900, Dallas, TX 75225</u> | |
| Complete Mailing Address | |
| <u>214-210-5039</u> | <u>PDoeppe@sammonscorp.com</u> |
| Phone | Email |
7. If you are a current agreement holder who was not an original applicant, please list all other current agreement holders. Please describe the chain of ownership from the original applicant to the new entities. (Use attachments if necessary.)

N/A

SECTION 6: Qualified Investment During Qualified Time Period

ENTITIES ARE NOT REQUIRED TO COMPLETE THIS SECTION IF THE YEAR COVERED BY THE REPORT IS AFTER THE QUALIFYING TIME PERIOD OF THEIR AGREEMENT.

1. What is the qualified investment expended by this entity from the beginning of the qualifying time period through the end of the year covered by this report? \$ 97,045,472.00
2. Was any of the land classified as qualified investment? Yes No
3. Was any of the qualified Investment leased under a capitalized lease? Yes No
4. Was any of the qualified Investment leased under an operating lease? Yes No
5. Was any property not owned by the applicant part of the qualified investment? Yes No

SECTION 7: Partial Interest

THE FOLLOWING QUESTIONS MUST BE ANSWERED BY ENTITIES HAVING A PARTIAL INTEREST IN AN AGREEMENT.

For limitation agreements where there are multiple company entities that receive a part of the limitation provided by the agreement:

1) each business entity not having a full interest in the agreement should complete a separate form for their proportionate share of required employment and investment information; and, 2) separately, the school district is required to complete an Annual Eligibility Report that provides for each question in this form a sum of the individual answers from reports submitted by each entity so that there is a cumulative Annual Eligibility Report reflecting the entire agreement.

1. What was your limitation amount (or portion of original limitation amount) during the year covered by this report? N/A
2. Please describe your interest in the agreement and identify all the documents creating that interest.

N/A

SECTION 8: Approval

"I am the authorized representative for the Company submitting this Annual Eligibility Report. I understand that this Report is a government record as defined in Chapter 37 of the Texas Penal Code. The information I am providing on this Report is true and correct to the best of my knowledge and belief."

print here ➔ Pam Doeppe
Print Name (Authorized Company Representative)

VP & Treasurer
Title

sign here ➔ 
Signature (Authorized Company Representative)

6/14/2019
Date

print here ➔ Mike Fry
Print Name of Preparer (Person Who Completed the Form)

469-298-1618
Phone



Franchise Tax Account Status

As of : 06/11/2019 09:44:47

This Page is Not Sufficient for Filings with the Secretary of State

MIDWAY WIND, LLC

Texas Taxpayer Number	32050705956
Mailing Address	5949 SHERRY LN STE 1900 DALLAS, TX 75225-8015
Right to Transact Business in Texas	ACTIVE
State of Formation	DE
Effective SOS Registration Date	04/12/2013
Texas SOS File Number	0801766881
Registered Agent Name	CHERYL M. GOSCH
Registered Office Street Address	5949 SHERRY LANE, SUITE 1900 DALLAS, TX 75225



Franchise Tax Account Status

As of : 06/26/2019 11:51:23

This Page is Not Sufficient for Filings with the Secretary of State

SAMMONS RENEWABLE ENERGY HOLDINGS, INC.	
Texas Taxpayer Number	32067526601
Mailing Address	5949 SHERRY LN STE 1900 DALLAS, TX 75225-8015
Right to Transact Business in Texas	ACTIVE
State of Formation	DE
Effective SOS Registration Date	08/23/2018
Texas SOS File Number	0803101380
Registered Agent Name	CHERYL M GOSCH
Registered Office Street Address	5949 SHERRY LANE, STE 1900 DALLAS, TX 75225

**2014 Manufacturing Average Wages by Council of Government Region
Wages for All Occupations**

COG	Wages	
	Hourly	Annual
Texas	\$24.18	\$50,305
1. Panhandle Regional Planning Commission	\$21.07	\$43,821
2. South Plains Association of Governments	\$16.75	\$34,834
3. NORTEX Regional Planning Commission	\$20.23	\$42,077
4. North Central Texas Council of Governments	\$25.32	\$52,672
5. Ark-Tex Council of Governments	\$17.80	\$37,017
6. East Texas Council of Governments	\$19.87	\$41,332
7. West Central Texas Council of Governments	\$19.41	\$40,365
8. Rio Grande Council of Governments	\$17.82	\$37,063
9. Permian Basin Regional Planning Commission	\$23.65	\$49,196
10. Concho Valley Council of Governments	\$18.70	\$38,886
11. Heart of Texas Council of Governments	\$20.98	\$43,636
12. Capital Area Council of Governments	\$28.34	\$58,937
13. Brazos Valley Council of Governments	\$17.57	\$36,547
14. Deep East Texas Council of Governments	\$17.76	\$36,939
15. South East Texas Regional Planning Commission	\$29.21	\$60,754
16. Houston-Galveston Area Council	\$26.21	\$54,524
17. Golden Crescent Regional Planning Commission	\$23.31	\$48,487
18. Alamo Area Council of Governments	\$19.46	\$40,477
19. South Texas Development Council	\$13.91	\$28,923
20. Coastal Bend Council of Governments	\$25.12	\$52,240
21. Lower Rio Grande Valley Development Council	\$16.25	\$33,808
22. Texoma Council of Governments	\$20.51	\$42,668
23. Central Texas Council of Governments	\$18.02	\$37,486
24. Middle Rio Grande Development Council	\$20.02	\$41,646

Source: Texas Occupational Employment and Wages

Data published: July 2015

Data published annually, next update will be July 31, 2016

$\$52,240 \times 110\% =$
\$57,464.00

Note: Data is not supported by the Bureau of Labor Statistics (BLS).

Wage data is produced from Texas OES data, and is not to be compared to BLS estimates.

Data intended for TAC 313 purposes only.

**APEX MIDWAY WIND, LLC
TAB 13 TO CHAPTER 313 APPLICATION**

**GREGORY-PORTLAND ISD - SAN PATRICIO COUNTY
CHAPTER 313 WAGE CALCULATION - ALL JOBS - ALL INDUSTRIES**

QUARTER	YEAR	AVG WEEKLY WAGES*	ANNUALIZED
FIRST	2015	\$ 934	\$ 48,568
SECOND	2014	\$ 852	\$ 44,304
THIRD	2014	\$ 852	\$ 44,304
FOURTH	2014	\$ 921	\$ 47,892
AVERAGE		\$ 889.75	\$ 46,267

**GREGORY-PORTLAND ISD - SAN PATRICIO COUNTY
CHAPTER 313 WAGE CALCULATION - MANUFACTURING JOBS**

QUARTER	YEAR	AVG WEEKLY WAGES*	ANNUALIZED
FIRST	2015	\$ 1,760	\$ 91,520
SECOND	2014	\$ 1,437	\$ 74,724
THIRD	2014	\$ 1,460	\$ 75,920
FOURTH	2014	\$ 1,568	\$ 81,536
AVERAGE		\$ 1,556.25	\$ 80,925
X		110%	110%
		\$ 1,711.88	\$ 89,018

CHAPTER 313 WAGE CALCULATION - REGIONAL WAGE RATE










REGION	YEAR	AVG WEEKLY WAGES*	ANNUALIZED
Coastal Bend	2014	\$ 1,004	\$ 52,249
X		110%	110%
		\$ 1,105	\$ 57,474

*** SEE ATTACHED TWC DOCUMENTATION**

Quarterly Employment and Wages (QCEW)

[Back](#)










Page 1 of 1 (40 results/page)

 Year	 Period	 Area	 Ownership	 Division	 Level	 Ind Code	 Industry	 Avg Weekly Wages
2015	1st Qtr	San Patricio County	Private	00	0	10	Total, All Industries	\$934
2014	2nd Qtr	San Patricio County	Private	00	0	10	Total, All Industries	\$852
2014	3rd Qtr	San Patricio County	Private	00	0	10	Total, All Industries	\$852
2014	4th Qtr	San Patricio County	Private	00	0	10	Total, All Industries	\$921

Quarterly Employment and Wages (QCEW)

[Back](#)

Page 1 of 1 (40 results/page)

 Year	 Period	 Area	 Ownership	 Division	 Level	 Ind Code	 Industry	 Avg Weekly Wages
2015	1st Qtr	San Patricio County	Private	31	2	31-33	Manufacturing	\$1,760
2014	2nd Qtr	San Patricio County	Private	31	2	31-33	Manufacturing	\$1,437
2014	3rd Qtr	San Patricio County	Private	31	2	31-33	Manufacturing	\$1,460
2014	4th Qtr	San Patricio County	Private	31	2	31-33	Manufacturing	\$1,568