

Chapter 313 Annual Eligibility Report Form

SECTION 1: Applicant and District Information

1. Tax year covered by this report: 2017
NOTE: This report must be completed and submitted to the school district by May 15 of every year using information from the previous tax (calendar) year.
2. Application number: 1045
NOTE: You can find your application number and all agreement documents and reports on the website comptroller.texas.gov/economy/local/ch313/agreement-docs.php
3. Name of school district: Floydada ISD
4. Name of project on original application (or short description of facility): Cotton Plains Wind, LLC
5. Name of applicant on original application: Cotton Plains Wind, LLC
6. Name the company entering into original agreement with district: Cotton Plains Wind, LLC
7. Amount of limitation at time of application approval: 20 Million
8. If you are one of two or more companies originally applying for a limitation, list all other applicants here and describe their relationships. (Use attachments if necessary.)

SECTION 2: Current Agreement Information

1. Name of current agreement holder(s) Cotton Plains Wind I, LLC
2. Complete mailing address of current agreement holder 310 4th St., NE, Suite 200 Charlottesville, VA 22902
3. Company contact person for agreement holder:

<u>Jim Trousdale</u>	<u>CFO</u>
Name	Title
<u>434.220.7595</u>	<u>jim.trousdale@apexcleanenergy.com</u>
Phone	Email
4. Texas franchise tax ID number of current agreement holder: 32053076652
5. If the current agreement holder does not report under the franchise tax law, please include name and tax ID of reporting entity:

<u></u>	<u></u>
Name	Tax ID
6. If the authorized company representative (same as signatory for this form) is different from the contact person listed above, complete the following:

<u></u>	<u></u>
Name	Title
<u></u>	
Complete Mailing Address	
<u></u>	<u></u>
Phone	Email
7. If you are a current agreement holder who was not an original applicant, please list all other current agreement holders. Please describe the chain of ownership from the original applicant to the new entities. (Use attachments if necessary.)

SECTION 3: Applicant Eligibility Information

1. Does the business entity have the right to transact business with respect to Tax Code, Chapter 171?
(Attach printout from Comptroller website: <https://mycpa.cpa.state.tx.us/coa/>) ☒ Yes ☐ No
2. Is the business entity current on all taxes due to the State of Texas? ☒ Yes ☐ No
3. Is the business activity of the project an eligible business activity under Section 313.024(b)? ☒ Yes ☐ No
- a) 3a. Please identify business activity: Renewable Energy Electric Generation

SECTION 4: Market Value and Limitation Amount

Please identify the county appraisal district (CAD) in which the project is located: Floyd CAD

If the project is located in more than one CAD, please identify the name(s) of the other CADs and provide on a separate sheet for each CAD, the responses to items 1 through 5 applicable to the property (or portion of property) that is reflected in each CAD's property tax account records.

For purposes of item 1, "total market value" should reflect the market value as determined by the CAD (and as adjusted after protest) for only eligible property in all of the CAD property tax accounts covered by the 313 agreement in that county. Please note: "qualified property" is defined by Tax Code section 313.021(2) and 34 Tex. Admin. Code § 9.1051(16) and identified in the executed Chapter 313 agreement.

1. Total market value of all qualified property from all CAD property accounts subject to the 313 agreement \$ 5 9 7 2 1 8 4 0
2. Total value of all applicable exemptions for the qualified property included in item 1 \$ 0
3. Total taxable value for school I&S tax purposes for the qualified property (Item 1 less Item 2) \$ 5 9 7 2 1 8 4 0
4. Limitation amount on appraised value specified as qualified in the 313 agreement. \$ 2 0 0 0 0 0 0 0
5. Total taxable value for school M&O tax purposes for the qualified property (lesser of item 3 or item 4) \$ 2 0 0 0 0 0 0 0

SECTION 5A: Wage and Employment Information for Applications Prior to Jan. 1, 2014 (#1 Through 999)

ONLY COMPLETE THE WAGE SECTION (5A or 5B) THAT APPLIES TO YOUR APPLICATION. You can find your application number on the website at comptroller.texas.gov/economy/local/ch313/agreement-docs.php

NOTE: All statutory references in Section 5A are for statute as it existed prior to Jan. 1, 2014. For job definitions see TAC §9.1051(14) and Tax Code, §313.021(3). If the agreement includes a definition of "new job" other than TAC §9.1051(14)(C), then please provide the definition "new job" as used in the agreement. Notwithstanding any waiver by the district of the requirement for the creation of a minimum number of new jobs, or any other job commitment in the agreement, Tax Code §313.024(d) requires that 80 percent of all new jobs be qualifying jobs.

1. How many new jobs were based on the qualified property in the year covered by this report? (See note above)
2. What is the number of new jobs required for a project in this school district according to §313.021(2)(A)(iv)(b), §313.051(b), as appropriate?
3. Did the applicant request that the governing body waive the minimum job requirement, as provided under Tax Code §313.025(f-1)? ☐ Yes ☐ No
- 3a. If yes, how many new jobs must the approved applicant create under the waiver?
4. Calculate 80 percent of new jobs (0.80 x number of new jobs based on the qualified property in the year covered by this report.)
5. What is the minimum required annual wage for each qualifying job in the year covered by the report? \$
6. Identify which of the four Tax Code sections is used to determine the wage standard required by the agreement:
☐ §313.021(5)(A) or ☐ §313.021(5)(B) or ☐ §313.021(3)(E)(ii) or ☐ §313.051(b)
- 6a. Attach calculations and cite exact Texas Workforce Commission data source as defined in TAC §9.1051.
7. Does the agreement require the applicant to provide a specified number of jobs at a specified wage? ☐ Yes ☐ No
- 7a. If yes, how many qualifying jobs did the approved applicant commit to create in the year covered by the report?
- 7b. If yes, what annual wage did the approved applicant commit to pay in the year covered by the report? \$

- 7c. If yes, how many qualifying jobs were created at the specified wage in the year covered by the report?
8. How many qualifying jobs (employees of this entity and employees of a contractor with this entity) were based on the qualified property in the year covered by the report?
- 8a. Of the qualifying job-holders last year, how many were employees of the approved applicant?
- 8b. Of the qualifying job-holders last year, how many were employees of an entity contracting with the approved applicant?
- 8c. If any qualifying job-holders were employees of an entity contracting with the applicant, does the approved applicant or assignee have documentation from the contractor supporting the conclusion that those jobs are qualifying jobs? ☐ Yes ☐ No ☐ N/A

SECTION 5B: Wage and Employment Information for Applications After Jan. 1, 2014 (#1000 and Above)

ONLY COMPLETE THE WAGE SECTION (5A or 5B) THAT APPLIES TO YOUR APPLICATION. You can find your application number on the website at comptroller.texas.gov/economy/local/ch313/agreement-docs.php.

NOTE: For job definitions see TAC §9.1051(14) and Tax Code, §313.021(3).

QUALIFYING JOBS

1. What is the number of new qualifying jobs the applicant committed to create in the year covered by this report? 2
2. Did the applicant request that the governing body waive the minimum qualifying job requirement, as provided under Tax Code §313.025(f-1)? ☒ Yes ☐ No
- 2a. If yes, how many new qualifying jobs must the approved applicant create under the waiver? 1
3. Which Tax Code section are you using to determine the wage standard required for this project? ☐ §313.021(5)(A) or ☒ §313.021(5)(B)
- 3a. Attach calculations and cite exact Texas Workforce Commission data sources as defined in TAC §9.1051.
4. What is the minimum required annual wage for each qualifying job in the year covered by this report? \$ 37,818.00
5. What is the annual wage the applicant committed to pay for each of the qualifying jobs in the year covered by this report? \$ 37,818.00
6. How many qualifying jobs (employees of this entity and employees of a contractor with this entity) were based on the qualified property in the year covered by the report? 1
- 6a. Of the qualifying job-holders last year, how many were employees of the approved applicant? 1
- 6b. Of the qualifying job-holders last year, how many were employees of an entity contracting with the approved applicant?
- 6c. If any qualifying job-holders were employees of an entity contracting with the applicant, does the approved applicant or assignee have documentation from the contractor supporting the conclusion that those jobs are qualifying jobs? ☐ Yes ☐ No ☒ N/A
7. Do the qualifying jobs meet all minimum requirements set out in Tax Code §313.021(3) and TAC 9.1051(30)? ☒ Yes ☐ No

NON-QUALIFYING JOBS

8. What is the number of non-qualifying jobs the applicant had on Dec. 31 of the year covered by this report? 0
9. What was the average wage you were paying for non-qualifying jobs on Dec. 31 of the year covered by this report? .. \$ 0.00
10. What is the county average weekly wage for non-qualifying jobs, as defined in TAC §9.1051? \$ 0.00

MISCELLANEOUS

11. Did the applicant rely on a determination by the Texas Workforce Commission under the provisions §313.024(3)(F) in meeting the minimum qualifying job requirements? ☐ Yes ☒ No
- 11a. If yes, attach supporting documentation to evidence that the requirements of §313.021(3)(F) were met.
12. Are you part of a Single Unified Project (SUP) and relying on the provisions in Tax Code §313.024(d-2) to meet the qualifying job requirements? ☐ Yes ☒ No
- 12a. If yes, attach supporting documentation from the Texas Economic Development and Tourism Office including a list of the other school district(s) and the qualifying jobs located in each.

SECTION 6: Qualified Investment During Qualified Time Period

ENTITIES ARE NOT REQUIRED TO COMPLETE THIS SECTION IF THE YEAR COVERED BY THE REPORT IS AFTER THE QUALIFYING TIME PERIOD OF THEIR AGREEMENT.

1. What is the qualified investment expended by this entity from the beginning of the qualifying time period through the end of the year covered by this report? \$ 60,000,000.00
2. Was any of the land classified as qualified investment? ☐ Yes ☒ No
3. Was any of the qualified Investment leased under a capitalized lease? ☐ Yes ☒ No
4. Was any of the qualified Investment leased under an operating lease? ☐ Yes ☒ No
5. Was any property not owned by the applicant part of the qualified investment? ☐ Yes ☒ No

SECTION 7: Partial Interest

THE FOLLOWING QUESTIONS MUST BE ANSWERED BY ENTITIES HAVING A PARTIAL INTEREST IN AN AGREEMENT.

For limitation agreements where there are multiple company entities that receive a part of the limitation provided by the agreement:

1) each business entity not having a full interest in the agreement should complete a separate form for their proportionate share of required employment and investment information; and, 2) separately, the school district is required to complete an Annual Eligibility Report that provides for each question in this form a sum of the individual answers from reports submitted by each entity so that there is a cumulative Annual Eligibility Report reflecting the entire agreement.

1. What was your limitation amount (or portion of original limitation amount) during the year covered by this report?
2. Please describe your interest in the agreement and identify all the documents creating that interest.

SECTION 8: Approval

"I am the authorized representative for the Company submitting this Annual Eligibility Report. I understand that this Report is a government record as defined in Chapter 37 of the Texas Penal Code. The information I am providing on this Report is true and correct to the best of my knowledge and belief."

print
here ▶

Mike Fry

Print Name (Authorized Company Representative)

Director Energy Services

Title

sign
here ▶

Mike Fry

Signature (Authorized Company Representative)

6/1/2018

Date

print
here ▶

Mike Fry

Print Name of Preparer (Person Who Completed the Form)

469-298-1618

Phone

Tab 13

Calculation of three possible wage requirements with TWC documentation

Chapter 313 Wage Calculation – Floyd County – All Industries

Quarter	Year	Avg. Weekly Wages*	Annualized
Third	2013	\$569	\$29,588
Fourth	2013	\$745	\$38,740
First	2014	\$658	\$34,216
Second	2014	\$688	\$35,776
	Average	\$665	\$34,580
	110%	\$731.50	

Chapter 313 Wage Calculation – Floyd County – Manufacturing Jobs

Quarter	Year	Avg. Weekly Wages*	Annualized
Third	2013	\$758	\$39,416
Fourth	2013	\$782	\$40,664
First	2014	\$993	\$51,636
Second	2014	\$806	\$41,912
	Average	\$834.75	\$43,407
	110%	\$918.23	

Chapter 313 Wage Calculation – Regional Wage Rate – Manufacturing Jobs










Region	Year	Avg. Weekly Wages*	Annualized
South Plains	2013	\$661.15	\$34,380
	110%	\$727.27	

*See attached TWC documentation

Quarterly Employment and Wages (QCEW)

[Back](#)

Page 1 of 1 (40 results/page)

 Year	 Period	 Area	 Ownership	 Division	 Level	 Ind Code	 Industry	 Avg Weekly Wages
2013	3rd Qtr	Floyd County	Private	00	0	10	Total, All Industries	\$569
2013	4th Qtr	Floyd County	Private	00	0	10	Total, All Industries	\$745

Quarterly Employment and Wages (QCEW)

[Back](#)










Page 1 of 1 (40 results/page)

Year	Period	Area	Ownership	Division	Level	Ind Code	Industry	Avg Weekly Wages
2014	1st Qtr	Floyd County	Private	00	0	10	Total, All Industries	\$658
2014	2nd Qtr	Floyd County	Private	00	0	10	Total, All Industries	\$688

Quarterly Employment and Wages (QCEW)

[Back](#)










Page 1 of 1 (40 results/page)

 Year	 Period	 Area	 Ownership	 Division	 Level	 Ind Code	 Industry	 Avg Weekly Wages
2013	3rd Qtr	Floyd County	Private	31	2	31-33	Manufacturing	\$758
2013	4th Qtr	Floyd County	Private	31	2	31-33	Manufacturing	\$782

Quarterly Employment and Wages (QCEW)

[Back](#)

Page 1 of 1 (40 results/page)

 Year	 Period	 Area	 Ownership	 Division	 Level	 Ind Code	 Industry	 Avg Weekly Wages
2014	1st Qtr	Floyd County	Private	31	2	31-33	Manufacturing	\$993
2014	2nd Qtr	Floyd County	Private	31	2	31-33	Manufacturing	\$806

2013 Manufacturing Wages by Council of Government Region
Wages for All Occupations

COG	Wages	
	Hourly	Annual
Texas	\$23.73	\$49,363
1. Panhandle Regional Planning Commission	\$20.43	\$42,499
2. South Plains Association of Governments	\$16.53	\$34,380
3. NORTEX Regional Planning Commission	\$19.15	\$39,838
4. North Central Texas Council of Governments	\$25.00	\$51,997
5. Ark-Tex Council of Governments	\$17.45	\$36,298
6. East Texas Council of Governments	\$19.50	\$40,565
7. West Central Texas Council of Governments	\$18.64	\$38,779
8. Rio Grande Council of Governments	\$16.27	\$33,848
9. Permian Basin Regional Planning Commission	\$22.89	\$47,604
10. Concho Valley Council of Governments	\$17.20	\$35,777
11. Heart of Texas Council of Governments	\$19.44	\$40,444
12. Capital Area Council of Governments	\$27.31	\$56,805
13. Brazos Valley Council of Governments	\$17.20	\$35,770
14. Deep East Texas Council of Governments	\$16.48	\$34,287
15. South East Texas Regional Planning Commission	\$29.09	\$60,501
16. Houston-Galveston Area Council	\$26.13	\$54,350
17. Golden Crescent Regional Planning Commission	\$22.23	\$46,242
18. Alamo Area Council of Governments	\$18.91	\$39,329
19. South Texas Development Council	\$13.94	\$28,990
20. Coastal Bend Council of Governments	\$23.78	\$49,454
21. Lower Rio Grande Valley Development Council	\$15.82	\$32,907
22. Texoma Council of Governments	\$20.93	\$43,529
23. Central Texas Council of Governments	\$17.33	\$36,042
24. Middle Rio Grande Development Council	\$19.07	\$39,666

Source: Texas Occupational Employment and Wages

Data published: July 2014

Data published annually, next update will be July 31, 2015

Note: Data is not supported by the Bureau of Labor Statistics (BLS).

Wage data is produced from Texas OES data, and is not to be compared to BLS estimates.

Data intended for TAC 313 purposes only.



Franchise Tax Account Status

As of : 06/06/2018 10:37:15

This Page is Not Sufficient for Filings with the Secretary of State

COTTON PLAINS WIND I, LLC	
Texas Taxpayer Number	32053076652
Mailing Address	211 E 7TH ST STE 620 AUSTIN, TX 78701-3218
❓ Right to Transact Business in Texas	ACTIVE
State of Formation	DE
Effective SOS Registration Date	01/31/2014
Texas SOS File Number	0801925698
Registered Agent Name	CORPORATION SERVICE COMPANY D/B/A CSC-LAWYERS INCO
Registered Office Street Address	211 E. 7TH STREET SUITE 620 AUSTIN, TX 78701