

## Chapter 313 Annual Eligibility Report Form

## SECTION 1: Applicant and District Information

1. Tax year covered by this report:
- 2016

**NOTE:** This report must be completed and submitted to the school district by May 15 of every year using information from the previous tax (calendar) year.

2. Application number:
- #1016

**NOTE:** You can find your application number and all agreement documents and reports on the website [comptroller.texas.gov/economy/local/ch313/agreement-docs.php](http://comptroller.texas.gov/economy/local/ch313/agreement-docs.php)

3. Name of school district:
- Barbers Hill ISD

4. Name of project on original application (or short description of facility):
- Mount Belvieu Fractionation Plant III

5. Name of applicant on original application:
- Lone Star NGL Asset Holdings II, LLC

6. Name the company entering into original agreement with district:
- Lone Star NGL Asset Holdings II, LLC

7. Amount of limitation at time of application approval:
- 30 million

8. If you are one of two or more companies originally applying for a limitation, list all other applicants here and describe their relationships. (Use attachments if necessary.)

## SECTION 2: Current Agreement Information

1. Name of current agreement holder(s)
- Lone Star NGL Asset Holdings II, LLC

2. Complete mailing address of current agreement holder
- 800 E Sonterra Blvd, Suite 400, San Antonio, TX 78258

3. Company contact person for agreement holder:

Megan McKavanagh

Name

210-572-0457

Phone

Property Tax Manager

Title

megan.mckavanagh@energytransfer.com

Email

4. Texas franchise tax ID number of current agreement holder:
- 32044534082

5. If the current agreement holder does not report under the franchise tax law, please include name and tax ID of reporting entity:

Lone Star NGL Asset Holdings II, LLC

Name

32044534082

Tax ID

6. If the authorized company representative (same as signatory for this form) is different from the contact person listed above, complete the following:

Name

Title

Complete Mailing Address

Phone

Email

7. If you are a current agreement holder who was not an original applicant, please list all other current agreement holders. Please describe the chain of ownership from the original applicant to the new entities. (Use attachments if necessary.)

The Data Analysis and Transparency Division at the Texas Comptroller of Public Accounts provides information and resources for taxpayers and local taxing entities.

For more information, visit our website:  
[comptroller.texas.gov/economy/local/ch313/](http://comptroller.texas.gov/economy/local/ch313/)

50-772-A • 03-17/3

**SECTION 3: Applicant Eligibility Information**

1. Does the business entity have the right to transact business with respect to Tax Code, Chapter 171?  
(Attach printout from Comptroller website: <https://mycpa.cpa.state.tx.us/coa/>) ..... ☒ Yes ☐ No
2. Is the business entity current on all taxes due to the State of Texas? ..... ☒ Yes ☐ No
3. Is the business activity of the project an eligible business activity under Section 313.024(b)? ..... ☒ Yes ☐ No
- a) 3a. Please identify business activity: Manufacturing

**SECTION 4: Market Value and Limitation Amount**

Please identify the county appraisal district (CAD) in which the project is located: \_\_\_\_\_

If the project is located in more than one CAD, please identify the name(s) of the other CADs and provide on a separate sheet for each CAD, the responses to items 1 through 5 applicable to the property (or portion of property) that is reflected in each CAD's property tax account records.

For purposes of item 1, "total market value" should reflect the market value as determined by the CAD (and as adjusted after protest) for only eligible property in all of the CAD property tax accounts covered by the 313 agreement in that county. Please note: "qualified property" is defined by Tax Code section 313.021(2) and 34 Tex. Admin. Code § 9.1051(16) and identified in the executed Chapter 313 agreement.

1. Total market value of all qualified property from all CAD property accounts subject to the 313 agreement ..... \$ 285101861
2. Total value of all applicable exemptions for the qualified property included in item 1 ..... \$ 0
3. Total taxable value for school I&S tax purposes for the qualified property (Item 1 less Item 2) ..... \$ 285101861
4. Limitation amount on appraised value specified as qualified in the 313 agreement ..... \$ 30000000
5. Total taxable value for school M&O tax purposes for the qualified property (lesser of item 3 or item 4) ..... \$ 285101861

**SECTION 5A: Wage and Employment Information for Applications Prior to Jan. 1, 2014 (#1 Through 999)**

**ONLY COMPLETE THE WAGE SECTION (5A or 5B) THAT APPLIES TO YOUR APPLICATION. You can find your application number on the website at [comptroller.texas.gov/economy/local/ch313/agreement-docs.php](http://comptroller.texas.gov/economy/local/ch313/agreement-docs.php)**

**NOTE:** All statutory references in Section 5A are for statute as it existed prior to Jan. 1, 2014. For job definitions see TAC §9.1051(14) and Tax Code, §313.021(3). If the agreement includes a definition of "new job" other than TAC §9.1051(14)(C), then please provide the definition "new job" as used in the agreement. Notwithstanding any waiver by the district of the requirement for the creation of a minimum number of new jobs, or any other job commitment in the agreement, Tax Code §313.024(d) requires that 80 percent of all new jobs be qualifying jobs.

1. How many new jobs were based on the qualified property in the year covered by this report? (See note above) ..... 0
2. What is the number of new jobs required for a project in this school district according to §313.021(2)(A)(iv)(b), §313.051(b), as appropriate? ..... 0
3. Did the applicant request that the governing body waive the minimum job requirement, as provided under Tax Code §313.025(f-1)? ..... ☒ Yes ☐ No
- 3a. If yes, how many new jobs must the approved applicant create under the waiver? ..... \_\_\_\_\_
4. Calculate 80 percent of new jobs (0.80 x number of new jobs based on the qualified property in the year covered by this report.) ..... 0
5. What is the minimum required annual wage for each qualifying job in the year covered by the report? ..... \$ \_\_\_\_\_
6. Identify which of the four Tax Code sections is used to determine the wage standard required by the agreement:  
☐ §313.021(5)(A) or ☐ §313.021(5)(B) or ☐ §313.021(3)(E)(ii) or ☒ §313.051(b)
- 6a. Attach calculations and cite exact Texas Workforce Commission data source as defined in TAC §9.1051.
7. Does the agreement require the applicant to provide a specified number of jobs at a specified wage? ..... ☐ Yes ☒ No
- 7a. If yes, how many qualifying jobs did the approved applicant commit to create in the year covered by the report? ..... 0
- 7b. If yes, what annual wage did the approved applicant commit to pay in the year covered by the report? ..... \$ 0.00

- 7c. If yes, how many qualifying jobs were created at the specified wage in the year covered by the report? ..... 0
8. How many qualifying jobs (employees of this entity and employees of a contractor with this entity) were based on the qualified property in the year covered by the report? ..... 0
- 8a. Of the qualifying job-holders last year, how many were employees of the approved applicant? ..... 0
- 8b. Of the qualifying job-holders last year, how many were employees of an entity contracting with the approved applicant? ..... 0
- 8c. If any qualifying job-holders were employees of an entity contracting with the applicant, does the approved applicant or assignee have documentation from the contractor supporting the conclusion that those jobs are qualifying jobs? ..... ☐ Yes ☐ No ☒ N/A

**SECTION 5B: Wage and Employment Information for Applications After Jan. 1, 2014 (#1000 and Above)**

**ONLY COMPLETE THE WAGE SECTION (5A or 5B) THAT APPLIES TO YOUR APPLICATION. You can find your application number on the website at [comptroller.texas.gov/economy/local/ch313/agreement-docs.php](http://comptroller.texas.gov/economy/local/ch313/agreement-docs.php).**

**NOTE:** For job definitions see TAC §9.1051(14) and Tax Code, §313.021(3).

**QUALIFYING JOBS**

1. What is the number of new qualifying jobs the applicant committed to create in the year covered by this report? ..... 4
2. Did the applicant request that the governing body waive the minimum qualifying job requirement, as provided under Tax Code §313.025(f-1)? ..... ☒ Yes ☐ No
- 2a. If yes, how many new qualifying jobs must the approved applicant create under the waiver? ..... 4
3. Which Tax Code section are you using to determine the wage standard required for this project? ☐ §313.021(5)(A) or ☒ §313.021(5)(B)
- 3a. Attach calculations and cite exact Texas Workforce Commission data sources as defined in TAC §9.1051.
4. What is the minimum required annual wage for each qualifying job in the year covered by this report? ..... \$ 60,848.70
5. What is the annual wage the applicant committed to pay for each of the qualifying jobs in the year covered by this report? ..... \$ 60,848.70
6. How many qualifying jobs (employees of this entity and employees of a contractor with this entity) were based on the qualified property in the year covered by the report? ..... 4
- 6a. Of the qualifying job-holders last year, how many were employees of the approved applicant? ..... 4
- 6b. Of the qualifying job-holders last year, how many were employees of an entity contracting with the approved applicant? .....
- 6c. If any qualifying job-holders were employees of an entity contracting with the applicant, does the approved applicant or assignee have documentation from the contractor supporting the conclusion that those jobs are qualifying jobs? ..... ☐ Yes ☐ No ☒ N/A
7. Do the qualifying jobs meet all minimum requirements set out in Tax Code §313.021(3) and TAC 9.1051(30)? ..... ☒ Yes ☐ No

**NON-QUALIFYING JOBS**

8. What is the number of non-qualifying jobs the applicant had on Dec. 31 of the year covered by this report? .....
9. What was the average wage you were paying for non-qualifying jobs on Dec. 31 of the year covered by this report? .. \$ .....
10. What is the county average weekly wage for non-qualifying jobs, as defined in TAC §9.1051? ..... \$ .....

**MISCELLANEOUS**

11. Did the applicant rely on a determination by the Texas Workforce Commission under the provisions §313.024(3)(F) in meeting the minimum qualifying job requirements? ..... ☐ Yes ☒ No
- 11a. If yes, attach supporting documentation to evidence that the requirements of §313.021(3)(F) were met.
12. Are you part of a Single Unified Project (SUP) and relying on the provisions in Tax Code §313.024(d-2) to meet the qualifying job requirements? ..... ☐ Yes ☒ No
- 12a. If yes, attach supporting documentation from the Texas Economic Development and Tourism Office including a list of the other school district(s) and the qualifying jobs located in each.

**SECTION 6: Qualified Investment During Qualified Time Period**

ENTITIES ARE NOT REQUIRED TO COMPLETE THIS SECTION IF THE YEAR COVERED BY THE REPORT IS AFTER THE QUALIFYING TIME PERIOD OF THEIR AGREEMENT.

1. What is the qualified investment expended by this entity from the beginning of the qualifying time period through the end of the year covered by this report? ..... \$ 300,000,000.00
2. Was any of the land classified as qualified investment? ..... ☐ Yes ☒ No
3. Was any of the qualified investment leased under a capitalized lease? ..... ☐ Yes ☒ No
4. Was any of the qualified investment leased under an operating lease? ..... ☐ Yes ☒ No
5. Was any property not owned by the applicant part of the qualified investment? ..... ☐ Yes ☒ No

**SECTION 7: Partial Interest**

THE FOLLOWING QUESTIONS MUST BE ANSWERED BY ENTITIES HAVING A PARTIAL INTEREST IN AN AGREEMENT.

For limitation agreements where there are multiple company entities that receive a part of the limitation provided by the agreement:

1) each business entity not having a full interest in the agreement should complete a separate form for their proportionate share of required employment and investment information; and, 2) separately, the school district is required to complete an Annual Eligibility Report that provides for each question in this form a sum of the individual answers from reports submitted by each entity so that there is a cumulative Annual Eligibility Report reflecting the entire agreement.

1. What was your limitation amount (or portion of original limitation amount) during the year covered by this report? ....
2. Please describe your interest in the agreement and identify all the documents creating that interest.

**SECTION 8: Approval**

"I am the authorized representative for the Company submitting this Annual Eligibility Report. I understand that this Report is a government record as defined in Chapter 37 of the Texas Penal Code. The information I am providing on this Report is true and correct to the best of my knowledge and belief."

print  
here

Megan McKavanagh

Print Name (Authorized Company Representative)

Property Tax Manager

Title

sign  
here

Megan McKavanagh

Signature (Authorized Company Representative)

11/3/2017

Date

print  
here

Mike Fry

Print Name of Preparer (Person Who Completed the Form)

469-298-1618

Phone

Calculation of Wage Information - Based on Most Recent Data Available

110% of County Average Weekly Wage for all Jobs

2013	1Q	\$ 1,055
2013	2Q	\$ 1,059
2013	3Q	\$ 1,069
2013	4Q	\$ 1,155

$$\begin{array}{rcl} \$ 4,338 & /4 = & \$1,085 \text{ average weekly salary} \\ & & \underline{\times 1.1 (110\%)} \\ & & \$ 1,192.95 \end{array}$$

110% of County Average Weekly Wage for Manufacturing Jobs in County

2013	1Q	\$ 1,532
2013	2Q	\$ 1,725
2013	3Q	\$ 1,436
2013	4Q	\$ 1,732

$$\begin{array}{rcl} \$ 6,425 & /4 = & \$1,606 \text{ average weekly salary} \\ & & \underline{\times 1.1 (110\%)} \\ & & \$ 1,766.88 \end{array}$$

110% of County Average Weekly Wage for Manufacturing Jobs in Region

\$55,317.00 per year in Permian Basin

X1.10 (110%)

\$60,848.70










\$1,170.17 Average weekly

## Quarterly Employment and Wages (QCEW)

[Back](#)

I.CODETITLE

Page 1 of 1 (40 results/page)

 Year	 Period	 Area	 Ownership	 Division	 Level	 Ind Code	 Industry	 Avg Weekly Wages
2013	1st Qtr	Chambers County	Total All	00	0	10	Total, All Industries	\$1,055
2013	2nd Qtr	Chambers County	Total All	00	0	10	Total, All Industries	\$1,059
2013	3rd Qtr	Chambers County	Total All	00	0	10	Total, All Industries	\$1,069
2013	4th Qtr	Chambers County	Total All	00	0	10	Total, All Industries	\$1,155
2013	4th Qtr	Chambers County	Total All	31	2	31-33	Manufacturing	\$1,732
2013	3rd Qtr	Chambers County	Total All	31	2	31-33	Manufacturing	\$1,436
2013	2nd Qtr	Chambers County	Total All	31	2	31-33	Manufacturing	\$1,725
2013	1st Qtr	Chambers County	Total All	31	2	31-33	Manufacturing	\$1,532



**2012 Manufacturing Wages by Council of Government Region**  
**Wages for All Occupations**

COG	Wages	
	Hourly	Annual
<b>Texas</b>	<b>\$23.56</b>	<b>\$48,996</b>
<u>1. Panhandle Regional Planning Commission</u>	\$20.12	\$41,850
<u>2. South Plains Association of Governments</u>	\$16.18	\$33,662
<u>3. NORTEX Regional Planning Commission</u>	\$17.83	\$37,076
<u>4. North Central Texas Council of Governments</u>	\$24.68	\$51,333
<u>5. Ark-Tex Council of Governments</u>	\$16.84	\$35,032
<u>6. East Texas Council of Governments</u>	\$19.61	\$40,797
<u>7. West Central Texas Council of Governments</u>	\$18.24	\$37,941
<u>8. Rio Grande Council of Governments</u>	\$16.17	\$33,631
<u>9. Permian Basin Regional Planning Commission</u>	\$21.93	\$45,624
<u>10. Concho Valley Council of Governments</u>	\$16.33	\$33,956
<u>11. Heart of Texas Council of Governments</u>	\$19.07	\$39,670
<u>12. Capital Area Council of Governments</u>	\$26.03	\$54,146
<u>13. Brazos Valley Council of Governments</u>	\$16.55	\$34,424
<u>14. Deep East Texas Council of Governments</u>	\$16.20	\$33,698
<u>15. South East Texas Regional Planning Commission</u>	\$29.38	\$61,118
<u>16. Houston-Galveston Area Council</u>	\$26.59	\$55,317
<u>17. Golden Crescent Regional Planning Commission</u>	\$21.03	\$43,742
<u>18. Alamo Area Council of Governments</u>	\$18.40	\$38,280
<u>19. South Texas Development Council</u>	\$13.54	\$28,170
<u>20. Coastal Bend Council of Governments</u>	\$22.97	\$47,786
<u>21. Lower Rio Grande Valley Development Council</u>	\$16.33	\$33,961
<u>22. Texoma Council of Governments</u>	\$22.57	\$46,949
<u>23. Central Texas Council of Governments</u>	\$17.16	\$35,689
<u>24. Middle Rio Grande Development Council</u>	\$18.93	\$39,380

Source: Texas Occupational Employment and Wages

Data published: July 2013

Data published annually, next update will be July 31, 2014

Note: Data is not supported by the Bureau of Labor Statistics (BLS).

Wage data is produced from Texas OES data, and is not to be compared to BLS estimates.

Data intended for TAC 313 purposes only.



## Franchise Tax Account Status

As of : 10/30/2017 14:24:18

**This Page is Not Sufficient for Filings with the Secretary of State**

LONE STAR NGL ASSET HOLDINGS II LLC	
<b>Texas Taxpayer Number</b>	32044534082
<b>Mailing Address</b>	211 E 7TH ST STE 620 AUSTIN, TX 78701-3218
<b>❓ Right to Transact Business in Texas</b>	ACTIVE
<b>State of Formation</b>	DE
<b>Effective SOS Registration Date</b>	06/24/2011
<b>Texas SOS File Number</b>	0801444310
<b>Registered Agent Name</b>	CORPORATION SERVICE COMPANY D/B/A CSC-LAWYERS INCO
<b>Registered Office Street Address</b>	211 E. 7TH STREET SUITE 620 AUSTIN, TX 78701